



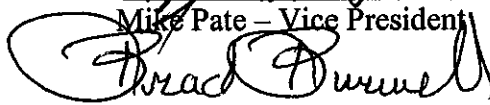
**ACKNOWLEDGMENT OF RECEIPT
OF NOTICE OF MEETING**


The undersigned members of the Board of Education of Millard, District #017, Omaha, Nebraska, hereby acknowledge receipt of advance notice of a meeting of said Board of Education and the agenda for such meeting held at 7:00 P.M. on October 20th 2003, at Don Stroh Administrative Center 5606 South 147th Street.

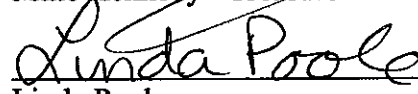
Dated this 20th day of October, 2003.



Jean Stothert - President


Mike Pate - Vice President

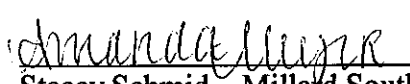

Brad Burwell - Secretary



Mike Kennedy - Treasurer


Linda Poole


Julie Johnson


Julia Beckwith - Millard North


Stacey Schmid - Millard South


Janet Baack - Millard West

NAME:

REPRESENTING:

Jacquie Wain

South High

Suzie Antoniak

South High

NAME:

REPRESENTING:

Donna Kosiba
Manica Worman

West High
MEP El... El - Millard

NAME:

ADAD

REPRESENTING:

BOARD OF EDUCATION
MILLARD PUBLIC SCHOOLS
OMAHA, NEBRASKA

REGULAR MEETING
7:00 P.M.

STROH ADMINISTRATION CENTER
5606 SOUTH 147th STREET
OCTOBER 20, 2003

AGENDA

Call to Order

- A. Call to Order
- B. Pledge of Allegiance
- C. Roll Call
- D. Public Comments on agenda items - This is the proper time for public questions and comments on agenda items only. Please make sure a request form is given to the Board

E. Routine Matters*

1. *Approval of Board of Education Minutes – September 22, 2003
2. *Approval of Special Board of Education Minutes – October 13, 2003
3. *Approval of Bills
4. *Receive the Treasurer's Report and Place on File.

Agenda
October 20, 2003
Page 2

I. Reports

1. Enrollment Report
2. Quarterly Investment Report
3. New Frontier Evaluation
4. MSHS Information Technology Mini Magnet Evaluation
5. Middle School Montessori Evaluation
6. Middle School Alternative Program Evaluation
7. Option Enrollment Report
8. ~~Safe and Sound Program~~

J. Future Agenda Items/Board Calendar

1. Board of Education Meeting on Monday, November 3, 2003 at 7 p.m. at the Don

BOARD OF EDUCATION
MILLARD PUBLIC SCHOOLS
OMAHA, NEBRASKA

REGULAR MEETING
7:00 P.M.

STROH ADMINISTRATION CENTER
5606 SOUTH 147TH STREET
OCTOBER 20, 2003

ADMINISTRATIVE MEMORANDUM

- A. Call to Order
- B. Pledge of Allegiance
- C. Roll Call
- D. Public Comments on agenda items - This is the proper time for public questions and

H.3. First Reading of Policy 3622 – Support Services – Construction – Professional Services – School Attorney. (See enclosure.)

H.4. Motion by _____, seconded by _____, to approve the Board of
Education Legislative Committee

K. Public Comments - This is the proper time for public questions and comments on any topic.
Please make sure a request form is given to the Board President before the meeting begins.

L. ~~_____~~

A ~~_____~~ indicated by an asterisk (*) will complete the ~~_____~~ _____

SCHOOL DISTRICT NO 17

Enclosure E.1. 11
October 20, 2003

A meeting was held of the Board of Education of the School District No. 17, in the County of Douglas in the State of Nebraska. This meeting was convened in open and public session at 7:00 p.m., Monday, September 22, 2003 Don Stroh Administration Center, 5606 South 147th Street.

Kennedy

ADDITIONAL INFORMATION IS BEING PROVIDED

Linda Poole provided the first reading of Policy 4511 – Personnel – Voluntary Early Separation Program. This policy will be on the agenda for approval at the next Board of Education meeting.

Motion for Board Approval presented by Linda Poole, Chairman. Seconded by [redacted].

for Hire: Angelique Gunderson. Upon roll call vote, all members voted aye. Motion carried.

Collective Bargaining Negotiations was delayed to the end of the agenda for Executive Session.

MILLARD PUBLIC SCHOOLS
SCHOOL DISTRICT NO. 17

Enclosure E.2.
October 20, 2003 14

A special meeting was held of the Board of Education of the School District No. 17, in the
County of Douglas in the State of Nebraska. This meeting was held on _____ 2003.

Monday, October 13, 2003, at 7 p.m. at the Don Stroh Administration Center, 5606 South 147th
Street.

PRESENT: _____

Board of Education
October 13, 2003

The members of the Board of Education met for a Committee Meeting on Monday, October 13, 2003 at 7

Millard Public Schools
October 20, 2003

1/20/03 - 10/20/03

Date: 10/13/03

	Amount
INC	88.20
	144.90
CE INC	12.50
	653.14
SVICES INC	117.00
	308.21
CTION	371.00
	1,419.47
	3,364.00
	955.22
TRIAL SUPPLY	190.00
	653.00
UNIT #3	970.05
PLY	30.50
	361.76
	760.91
	1,911.72
S INC	650.72
	2,493.00
	369.00
	2,887.66
	605.50
KVIEW DR)	764.71
KVIEW DR)	553.84
KVIEW DR)	506.63
KVIEW DR)	16.54
Y CENTER	865.86
	2,451.92
MPANY	152.63
	203.37
	489.24
G, INC.	62.56

Vendor Name	Amount
CO	349.00
TERMITE & PEST CONTROL INC	34.00
WELD INC	15.63
E'S HOME CENTERS INC	54.83
TALBOTT INC	867.64
ARD DRYWALL SERVICES, INC.	61.10
ARD LUMBER INC	121.68
ONAL SAFETY COUNCIL	660.00
RASKA PNEUMATICS INC	39.95
RASKA TURF PRODUCTS	40.00
G CHEMICAL & PAPER	72.00
S & BOLTS, INC.	142.11
CE DEPOT BUS. SVCS. DIV.	654.72
RCO DISTRIBUTORS	222.56
HA WINDUSTRIAL CO.	144.83
ELEVATOR COMPANY	634.65
NAM/BIST	575.00
EBRASKA LLC	37.94
CORPORATION	230.39
FLEET ADVANTAGE	5,693.22
SBURGH PAINT-5508	72.36
IRIE MECHANICAL CORP	96.00
CISION INDUSTRIES, INC.	55.52
GROUP-OMAHA	10,000.00
EST	44.73
TAL CITY	52.49
ENBAUM ELECTRIC INC	216.00
URITY EQUIPMENT INC	841.00
RWIN-WILLIAMS	208.05
FFLER EQUIPMENT SALES, INC.	106.86
NDARD STATIONERY SUPPLY CO	7,543.96
LIVAN SEWER SERVICE INC	529.50

0/03 - 10/20/03

Date: 10/13/03

	Amount
COMPANY	266.64
	82.65
	31.50
NC.	16.40
ES	464.57
	14,970.80
CO INC	313.99
	200.43
	2,330.00
	19,945.91
Y	10.00
	246.51
ERAL FUND	94,681.88
VICES	1,700.00
INC.	32,466.00
	2,045.75
C.	26,485.00
NY INC.	2,440.00
I INC	7,880.94
OMPANY	9,236.07
	12,036.39
	1,599.95
ICIAL BUILDING	95,890.10
(IEW DR)	50.56
ING	36.74
NT FUND	87.30
(IEW DR)	63.20
(IEW DR)	74.10
IVITY FUND	137.30
Report Total	190,796.58

Amount

0.00
10.58
10.00
18.73
14.36
12.35
10.00
10.00
15.00
0.00
15.00
13.95
15.00
15.00
10.00
15.00
10.00
10.00
4.97
18.74
8.74
19.00
10.88
10.00
10.00
10.40
0.28
13.99

Millard Public Schools

Check Register for 10/2/03 - 10/2/03

Date: 10/2/03

Check Number	Date	Vendor No	Vendor Name	Amount
206164	10/2/03	107432	GLENBROOK NORTH HIGH SCHOOL	254.00
Total for GENERAL FUND				254.00
Report Total				254.00

Millard Public Schools

Check Register for 10/2/03 - 10/2/03

Date: 10/2/03

Check Number	Date	Vendor No	Vendor Name	Amount
206149	10/2/03	133217	SALLY ALBRECHT	36.00
206150	10/2/03	133216	RICK BELIK	85.00
206151	10/2/03	107454	CHRISTOPHER COLLING	80.00
206152	10/2/03	132826	DONOVAN ELECTRIC	818.00
206153	10/2/03	108120	DOUGLAS COUNTY SHERIFF	32,403.00
206154	10/2/03	132827	EDDY CONTRACTING	8,315.00
206155	10/2/03	040490	PATRICE FELLER	773.63
206156	10/2/03	133212	CRAIG L HOLZ	211.00
206157	10/2/03	068393	NEBRASKA STATE PATROL	50.00
206158	10/2/03	107732	BRIAN L. NELSON	360.00
206159	10/2/03	132115	PETTY CASH/YAP	146.60
206160	10/2/03	081495	LEONARD E SAGENBRECHT	185.00
206161	10/2/03	133211	ELIZABETH K SMITH	85.00
206162	10/2/03	132493	GREGORY E TIEMANN	210.27
Total for GENERAL FUND				43,758.50
206163	10/2/03	131611	KELLY A ZEZULAK	156.33
Total for GRANT FUND				156.33
Report Total				43,914.83

Millard Public Schools

Check Register for 10/1/03 - 10/1/03

Date: 10/1/03

Check Number	Date	Vendor No	Vendor Name	Amount
206148	10/1/03	090630	US POSTMASTER	4,000.00
Total for GENERAL FUND				4,000.00
Report Total				4,000.00

Amount

48.35
51.44
56.43
44.00
71.74
16.58
58.94
99.00
09.77
31.45
15.00
70.95
31.25
00.76
00.00
37.23
24.00
70.00
39.50
52.50
48.09
79.95
06.00
55.61
16.00
60.00
51.90
59.00
21.36
38.00
74.00
38.48

for 10/6/03 - 10/6/03

Date: 9/30/03

	Amount
HONE CO INC	611.76
ANY, INC.	197.40
	283.68
	472.20
	47.52
	2,058.18
R	288.86
OOKSTORE(OAKV)	200.16
	4.89
CNAIR	136.98
	104.00
	102.73
EMENT INC	195.03
	161.48
CENTER	13.81
ORIES	276.39
EQUIPMENT	99.80
F	150.02
I	46.08
	142.75
OUND BOOKS INC	1,190.34
SUPPLY COMPANY	424.80
NAL	392.28
NAL RESOURCE	211.50
HING GROUP	184.00
TS	900.00
ES INC.	428.78
	131.75
OD	200.00
ENT LEASING CO.	378.00
NC.	90.00
	74.50

Millard Public Schools

Check Register for 10/6/03 - 10/6/03

Date: 9/30/03

Number	Date	Vendor No	Vendor Name	Amount
	10/6/03	023831	CALLOWAY HOUSE INC	156.35
	10/6/03	132772	TONI L CARAGIULO	20.30
	10/6/03	054237	CARL JARL LOCKSMITHS	44.40
	10/6/03	023970	CAROLINA BIOLOGICAL SUPPLY CO	2,063.99
	10/6/03	024061	CARQUEST AUTO PARTS	16.00
	10/6/03	108026	CATHERINE U CARRINGTON	22.96
	10/6/03	024067	CARSON DELLOSA PUBLISHING	22.94
	10/6/03	131158	CURTIS R CASE	15.00
	10/6/03	130673	CDE	177.00
	10/6/03	024260	CENTER TROPHY COMPANY	199.50
	10/6/03	018865	CHANNING BETE COMPANY INC	190.46
	10/6/03	109138	CHARACTER COUNTS COALITION	146.51
	10/6/03	132271	ERIK P CHAUSSEE	25.00
	10/6/03	106851	CHILDREN'S HOME HEALTHCARE	1,680.00
	10/6/03	106251	CHILDRENS HEALTH MARKET INC	1,966.25
	10/6/03	132581	CLARITUS	83.96
	10/6/03	133152	CAROL L CLARK	11.74
	10/6/03	025208	CLARUS MUSIC, LTD.	455.65
	10/6/03	025222	DEBI CLATTERBUCK	13.34
	10/6/03	025235	DALE CLAUSEN	95.40
	10/6/03	066006	JANET S CLURE	57.11
	10/6/03	022701	SHARON R COMISAR-LANGDON	224.00
	10/6/03	025830	GEORGE R CONRAD	255.00
	10/6/03	026048	CONTINENTAL FIRE SPRINKLER CO.	120.00
	10/6/03	102862	CONTINENTAL MATHEMATICS LEAGUE	270.00
	10/6/03	108199	CONTRACT SERVICES GROUP INC	50.00
	10/6/03	026057	CONTROL MASTERS INC	2,231.55
	10/6/03	130793	CORNHUSKER STATE INDUSTRIES	10.75
	10/6/03	100300	CREATIVE TEACHING PRESS INC	20.21
	10/6/03	026970	CRESCENT ELECTRIC SUPPLY CO	18.36
	10/6/03	109063	CRISIS PREVENTION INSTITUTE INC	530.00
	10/6/03	027300	CUMMINS GREAT PLAINS DIESEL	330.73

Name	Amount
ALUM ASSOCIATES, INC.	25.30
ALCUSTARD	58.71
ALMUNICATIONS	1,218.10
ALIGLE	110.88
ALUGH INDUSTRIES	8,658.90
ALREQ DELGADO	50.00
ALRKETING L.P.	14.95
ALUCATION LLC	187.39
ALJC	301.14
ALUPPLY COMPANY	856.24
ALVOGEL PAINTS	40.00
ALWK	6,097.37
ALUSIC HOUSE INC.	893.45
ALDVANTAGE	6.33
ALCHOU	527.56
ALRY CHANNEL SCHOOL	658.21
ALJODD	64.16
AL/SARPY COOPERATIVE EXTENSION	180.00
ALC PUBLISHING	99.35
ALER SALES LLC	107.70
ALRNING SYSTEMS	32.75
ALONAL SERVICE UNIT #3	3,851.52
ALONAL SERVICE UNIT #5	5,850.00
ALORS OUTLET INC	30.98
AL/E SCHOOLS PRODUCTS	1,128.50
ALC FIXTURE & SUPPLY	737.68
ALONIC CONTRACTING COMPANY	171.50
ALONIC SOUND INC.	533.71
AL EDUCATIONAL EQUIPMENT INC	225.00
ALIK ELTISTE	413.19
ALRECYCLING INC	2,350.00
ALSENAIRE	87.12

amount

590.98
300.00
47.96
154.60
50.66
121.81
73.73
028.77
47.32
31.11
100.00
98.95
500.00
067.59
974.00
797.50
497.05
544.86
16.05
83.52
408.00
300.25
49.61
439.00
10.72
9.36
712.01
278.79
139.00
152.28
388.99
458.26

Millard Public Schools

Check Register for 10/6/03 - 10/6/03

Date: 9/30/03

x Number	Date	Vendor No	Vendor Name	Amount
5737	10/6/03	133078	ILES LEE HANNEL	25.95
5739	10/6/03	047853	HAPPY CAB COMPANY INC	13,253.40
5740	10/6/03	100077	HARCOURT BRACE EDUC. MSMT.	44.97
5741	10/6/03	047855	HARCOURT INC	1,174.64
5743	10/6/03	056820	HARRY A. KOCH COMPANY	21,926.00
5744	10/6/03	099396	HARRY K WONG PUBLICATIONS INC	807.00
5745	10/6/03	048270	HAWTHORNE EDUCATIONAL SERVICES INC	55.00
5746	10/6/03	048475	HEARTLAND FOUNDATION	810.00
5747	10/6/03	108273	MARGARET HEBENSTREIT PT	36.90
5748	10/6/03	132830	GN HELLODIRECT INC	435.98
5749	10/6/03	133186	JENNIFER HERZOG	120.00
5750	10/6/03	132423	HEWLETT PACKARD CO	2,760.00
5751	10/6/03	048710	HIGHSMITH COMPANY INC	787.70
5754	10/6/03	048840	SUZANNE J HINMAN	124.00
5755	10/6/03	045329	HMS BROWN BAGGERS	1,499.00
5756	10/6/03	048940	HOBBY LOBBY	330.60
5758	10/6/03	106801	CLARA G HOOVER	57.54
5759	10/6/03	132872	HOPE FOUNDATION INC	1,049.40
5760	10/6/03	049440	HOSIER REFRIGERATION SUPPLY INC	362.26
5761	10/6/03	049650	HOUGHTON MIFFLIN COMPANY	362.04
5763	10/6/03	101032	HUSKER MIDWEST PRINTING	1,024.07
5764	10/6/03	130283	KARA L HUTTON	71.14
5765	10/6/03	049851	HY-VEE FOOD STORE (132ND ST.)	749.65
5766	10/6/03	049850	HY-VEE FOOD STORE (OAKVIEW DR)	12.35
5767	10/6/03	049850	HY-VEE FOOD STORE (OAKVIEW DR)	469.70
5768	10/6/03	049850	HY-VEE FOOD STORE (OAKVIEW DR)	381.78
5770	10/6/03	049844	HYDRONIC ENERGY, INC.	15.00
5771	10/6/03	133200	INDEPENDENCE PUBLIC SCHOOLS	360.00
5772	10/6/03	133176	INGERSOLL-RAND CO	66.00
5773	10/6/03	100016	INNOVATIVE LEARNING CONCEPTS	52.50
5774	10/6/03	132618	INPATH DEVICES	492.60
5775	10/6/03	102826	INSTRUCTIVISION	5,403.75

Millard Public Schools

Check Register for 10/6/03 - 10/6/03

Date: 9/30/03

Number	Date	Vendor No	Vendor Name	Amount
776	10/6/03	107281	INTERNATIONAL CATERING INC	3,714.77
777	10/6/03	102958	INTERSTATE ALL BATTERY CENTER	95.52
778	10/6/03	052370	INTERSTATE ELECTRIC SUPPLY CO	147.40
779	10/6/03	103110	INTERSTATE MUSIC SUPPLY	84.15
780	10/6/03	131180	IOWA NEBRASKA SALES, INC.	433.50
782	10/6/03	101991	J.A. SEXAUER	31.60
783	10/6/03	100928	J.W. PEPPER & SON INC.	258.56
784	10/6/03	130409	JACKDAW PUBLICATIONS	68.50
785	10/6/03	054240	HANNELORE W JASA	106.00
786	10/6/03	133037	JENSEN TIRE COMPANY	303.03
787	10/6/03	054110	JJE INC.	478.64
788	10/6/03	132735	DAVE JOEKEL	23.66
789	10/6/03	131367	AMANDA J JOHNSON	59.90
790	10/6/03	054500	JOHNSON HARDWARE COMPANY	204.45
791	10/6/03	132264	MICHELLE M JOHNSON	111.91
792	10/6/03	054492	JIMMIE L JOHNSON	100.00
793	10/6/03	107053	JULIE A. JOHNSON	77.48
794	10/6/03	054630	JOHNSTONE SUPPLY	191.46
796	10/6/03	026300	JP COOKE COMPANY	11.06
797	10/6/03	056111	K MART STORE #7493	164.71
801	10/6/03	056215	KAPLAN EARLY LEARNING CO	271.17
802	10/6/03	101641	KAR PRODUCTS	195.84
803	10/6/03	056240	EDMUND J KAZMIERSKI	71.28
804	10/6/03	056275	KEL-WELCO DISTRIBUTING, INC.	259.99
805	10/6/03	056276	KELVIN ELECTRONICS	661.00
806	10/6/03	131263	ROBERT W. KISLER	86.20
809	10/6/03	056770	BETTY H KLESITZ	78.66
810	10/6/03	133196	ALICIA KOLASINSKI	47.32
811	10/6/03	056913	RICHARD L KOLOWSKI	190.00
812	10/6/03	131722	KROGER	169.28
813	10/6/03	057683	JANET F KRUGER	74.44
814	10/6/03	109033	AMANDA J KUNES	138.38

mount

18.95
13.04
94.75
77.37
63.89
13.04
76.86
67.68
40.00
29.90
41.79
13.34
54.13
61.00
26.35
02.15
29.00
01.38
23.76
51.00
75.00
29.35
89.82
80.00
85.00
23.66
00.00
16.81
26.46
54.50
13.62
00.00

Amount

31.28
00.00
63.95
87.84
02.00
05.00
00.00
43.84
26.46
10.18
25.90
17.45
22.77
51.00
07.20
59.91
25.00
38.86
12.00
20.00
39.44
99.00
53.47
73.75
79.95
09.00
05.32
45.00
75.87
63.11
93.17
57.00

Millard Public Schools

Check Register for 10/6/03 - 10/6/03

Date: 9/30/03

Number	Date	Vendor No	Vendor Name	Amount
887	10/6/03	099637	NATIONAL CURRENT EVENTS LEAGUE	200.00
888	10/6/03	099928	NATIONAL FORENSIC LEAGUE	99.00
889	10/6/03	099638	NATIONAL LANGUAGE ARTS OLYMPIAD	165.00
890	10/6/03	068027	NATIONAL SCIENCE OLYMPIAD	165.00
891	10/6/03	130548	NCS PEARSON INC	242.84
892	10/6/03	068334	NEBRASKA AIR FILTER, INC.	1,184.67
894	10/6/03	068415	NEBRASKA COUNCIL OF SCHOOL	515.00
895	10/6/03	068440	NEBRASKA DEPARTMENT OF EDUCATION	125.00
896	10/6/03	068445	NEBRASKA FURNITURE MART INC	2,069.94
897	10/6/03	068463	NEBRASKA MUSIC EDUCATORS ASSOC	40.00
898	10/6/03	068466	NEBRASKA PRINTING CENTER	454.59
899	10/6/03	068684	NEBRASKA SCIENTIFIC	1,933.83
900	10/6/03	131476	NEBRASKA TURF PRODUCTS	113.40
901	10/6/03	068801	NEBRASKA WORKFORCE DEVELOPMENT	75.00
902	10/6/03	131550	NANCY G NELSON	137.00
903	10/6/03	132685	NEW ENGLAND EDUCATIONAL INSTITUTE	139.00
905	10/6/03	109843	NEXTEL PARTNERS INC	1,061.23
906	10/6/03	109843	NEXTEL PARTNERS INC	769.94
907	10/6/03	109843	NEXTEL PARTNERS INC	718.85
908	10/6/03	109843	NEXTEL PARTNERS INC	589.40
909	10/6/03	133158	LANDON NGUYEN	43.20
910	10/6/03	055399	JACQUELINE L NIELSEN	30.28
911	10/6/03	099775	NJL ASSOCIATES INC	25.50
912	10/6/03	107777	BRUCE J NOBLE	25.01
913	10/6/03	069689	NOGG CHEMICAL & PAPER	1,024.03
914	10/6/03	132121	LARRY NOLDER	47.32
915	10/6/03	133094	NORTH AMERICAN MONTESSORI TEACHERS	49.50
916	10/6/03	131190	NORTH CENTRAL ASSOCIATION	30.00
917	10/6/03	069945	NUTS & BOLTS, INC.	139.67
919	10/6/03	099235	NYSTROM	2,814.68
923	10/6/03	100013	OFFICE DEPOT BUS. SVCS. DIV.	19,783.50
924	10/6/03	101147	OFFICE MAX #521	85.80

Date: 9/30/03

nt
0
5
4
0
7
5
8
0
5
2
30
1
0
0
0
0
8
4
5
3
8
6
9
4
7
1
0
0
4
2
0
5

int
10
13
17
10
19
6
18
13
10
17
10
10
18
10
11
10
26
11
73
14
12
10
10
10
19
15
10
10
17
10
15

unt
70
00
95
00
30
00
00
25
58
93
81
25
39
32
95
02
22
83
40
00
99
43
38
17
73
90
87
00
00
96
86
40

15

ount
.91
.66
.15
.00
.00
.09
.06
.33
.00
.63
.06
.23
.00
.75
.50
.90
.42
.00
.31
.06
.13
.98
.96
.55
.87
2.44
.51
.35
.57
.93
.36
1.90

nt
0
6
0
6
0
0
0
3
5
0
0
3
6
9
9
12
10
10
6
8
10
10
12
18
7
12
4
12
10
10
10
10

Amount

30.00

37.00

11.00

4.50

1.00

2.00

36.16

1.95

5.03

5.00

6.92

6.30

3.00

4.00

5.00

8.00

7.50

4.58

5.62

5.00

8.89

1.75

12.64

16.00

19.90

14.80

14.38

10.00

15.13

17.98

15.03

8.24

10/6/03

Date: 9/30/03

	Amount
	1,507.32
	369.53
	142.10
	443.87
IFTED	110.00
C	349.99
	289.00
	-264.32
	1,474.00
	56.68
	140.44
	7.18
RAM	40.00
	14.80
YTHINGS	31.29
	215.18
	37.00
FUND	35,633.80
	594.51
	253.65
CIATION	848.16
IT.28-0001	330,743.52
	231.09
TIONAL	92,500.00
OCAL FUND	423,474.61
	72.00
	12.51
	1,789.00
	146.88
	96.00
	64.00

Name	Amount
ARSON	56.50
DOORS & HARDWARE COMPANY INC	15.00
D COMPUTER INC	2,537.85
D LUMBER INC	24.69
D UZZOLILLO	72.00
D DEPOT BUS. SVCS. DIV.	248.37
E PETROSIK	48.00
F PFLUG	52.00
G LYLE FIGULA	72.00
H UANDT	96.00
I	150.00
J REA	107.00
K ANIE REED	72.00
L ERICA INC	852.39
M ER REINER	64.00
N TS DAIRY COMPANY	18.00
O EY ROGERS	100.00
P A SAKARIS	64.00
Q NN SCHLENKER	72.00
R ER SCHREIBER	64.00
S HAFER	64.00
T GHALD	72.00
U ARE PLUS	235.50
V ORENSEN	72.00
W PAUL SOUSA JR.	106.50
X STAUFFER	36.00
Y H STAUFFER	36.00
Z TAUFFER	72.00
STUNKARD	120.00
VELCH	8.00
AS LEE WENNSTEDT	120.00

Total for ACTIVITY FUND	17,734.04
--------------------------------	------------------

Millard Public Schools

Check Register for 10/6/03 - 10/6/03

Date: 9/30/03

Check Number	Date	Vendor No	Vendor Name	Amount
Report Total				1,258,270.07

	Amount
	120.00
	784.66
	148.00
	200.00
	50.00
SSOC	65.00
	90.00
	1,580.75
	360.00
	100.00
	600.00
	48.68
	100.00
	100.00
	100.00
NTS	700.00
	115.00
JND	5,262.09
	402.50
	28,407.78
LDING	28,810.28
	4,000.00
?	4,000.00
Port Total	38,072.37

7t
9
5
1
2

Check Register for 9/25/03 - 9/25/03

Date: 9/25/03

Vendor Name	Amount
A-COLA BOTTLING OF OMAHA	32,387.97
ERT G EVERETT	56.00
INE M HENDERSON	58.51
JE DISTRIBUTING INC	331.60
IELE J. FOOTE	75.00
ADA L SPETHMAN	19.20
Total for FOOD SERVICE	32,928.28
Report Total	32,928.28

Millard Public Schools

Check Register for 9/18/03 - 9/18/03

Date: 9/18/03

Check Number	Date	Vendor No	Vendor Name	Amount
205042	9/18/03	133107	NICOLE M CHUDOMELKA	181.28
205043	9/18/03	107454	CHRISTOPHER COLLING	120.00
205044	9/18/03	032100	DAIRY COUNCIL OF NEBRASKA INC	100.00
205045	9/18/03	133175	MIDLAND LUTHERAN COLLEGE	120.00
205046	9/18/03	068393	NEBRASKA STATE PATROL	60.00
205047	9/18/03	107732	BRIAN L. NELSON	360.00
205048	9/18/03	132836	NSIAAA	65.00

Total for GENERAL FUND**1,006.28****Report Total****1,006.28**

unt
.75
.14
.00
.41
.00
.20
.34
.00
.45
.35
.00
.88
.15
.54
.82
.08
.30
.00
.82
.40
.63
.78
.00
.36
.40
.00
.91
.00
.12
.20
.62
.85

ster for 10/20/03 - 10/20/03

Date: 10/13/03

	Amount
HAR	11.03
DSELL	73.45
ER GROUP	1,470.48
JIT COMPANY	9,190.09
TE	32.71
E	75.00
	32.71
N INC	499.10
EQUIP & SUPPLY CO INC	783.36
	32.09
J	66.92
ANDS CORPORATION	2,791.30
CO	72.09
SON	102.40
	16.35
PPPIUS	75.00
	64.79
NSON	20.80
TZ	38.77
	63.08
ANDS CORPORATION	5,994.80
IAN	64.00
	65.41
	188.36
	64.00
TING INC	667.52
AN	65.41
NER	42.31
	75.00
PIZZA	10,094.25
D LOCKETT	25.60
	64.18

page 2

Current Cash Balance Report

ALL Data

Arranged by:
Group ID and Activity Number

Date: 08/01/2003 thru 08/31/2003

Activity Number and Name	Beginning Cash	Receipts	Disbursements	Adjustments	Cash Balance
A Extra-Curricular Activities					
1000 Field Trips	0.00	0.00	0.00	0.00	0.00
1010 First Grade	0.00	0.00	0.00	0.00	0.00
1020 Second Grade	0.00	0.00	0.00	0.00	0.00
1030 Third Grade	0.00	0.00	0.00	0.00	0.00
1040 Fourth Grade	0.00	0.00	0.00	0.00	0.00
1050 Fifth Grade	0.00	0.00	0.00	0.00	0.00
1060 Kindergarten	0.00	0.00	0.00	0.00	0.00
2000 Clubs	0.00	0.00	0.00	0.00	0.00
2010 Choir	0.00	0.00	0.00	0.00	0.00
2050 Student Council	0.00	0.00	0.00	0.00	0.00
A Extra-Curricular Activities Totals:	0.00	0.00	0.00	0.00	0.00
Report Totals:	0.00	0.00	0.00	0.00	0.00

Bess Streeter Aldrich
August Reconciliation
10/7/2003

Cindi Alberico

Cindi Alberico
Secretary

Rich Pahls

Rich Pahls
Principal

Current Cash Balance Report

53

ALL Data

Arranged by:

Date: 08/01/2003 thru 08/31/2003

Group ID and Activity Number

Activity Number and Name	Beginning Cash	Receipts	Disbursements	Adjustments	Cash Balance
A ACTIVITY GENERAL FUND					
100 GENERAL	1,492.15	2,763.06	657.83	0.00	3,597.38
<hr/>					
125 Interest Earned	445.68	-1.24	0.00	0.00	444.44
A ACTIVITY GENERAL FUND Totals:	<u>1,985.51</u>	<u>2,761.82</u>	<u>731.28</u>	<u>0.00</u>	<u>4,016.05</u>
C SCHOOL CUSTODIAL ACCT.					
200 OUTDOOR CLASSROOM	7,033.55	0.00	0.00	0.00	7,033.55
211 Mini Classes	0.00	0.00	0.00	0.00	0.00
300 ART SUPPLIES	2,140.23	0.00	0.00	0.00	2,140.23
400 Technology	963.10	0.00	0.00	0.00	963.10
401 "Read a thon" for Winnebago	155.53	0.00	0.00	0.00	155.53
<hr/>					
D CLUBS AND ORGANIZATIONS					
501 STUDENT COUNCIL	851.48	0.00	0.00	0.00	851.48
D CLUBS AND ORGANIZATIONS Totals:	<u>851.48</u>	<u>0.00</u>	<u>0.00</u>	<u>0.00</u>	<u>851.48</u>
E ADMINISTRATIVE CUSTODIAL					
300 ART-do not use	0.00	0.00	0.00	0.00	0.00
602 HOSPITALITY	89.30	0.00	49.17	0.00	40.13
603 ADMINISTRATIVE	125.22	0.00	0.00	0.00	125.22

fee fund

Current Cash Balance Report

54

ALL Data

Arranged by:

Group ID and Activity Number

Date: 09/04/2009 15: 09/24/2009

	Original Cash	Receipts	Disbursements	Adjustments	Cash Balance
1 Kdg. Field Trip	0.00	0.00	0.00	0.00	0.00
101 First Grade Field Trip	0.00	0.00	0.00	0.00	0.00
201 Second Grade Field Trip	0.00	0.00	0.00	0.00	0.00
301 Third Grade Field Trip	0.00	0.00	0.00	0.00	0.00
401 Fourth Grade Field Trip	0.00	0.00	0.00	0.00	0.00
501 Fifth Grade Field Trip	0.00	0.00	0.00	0.00	0.00
Totals:	0.00	0.00	0.00	0.00	0.00
A Extra-curricular					
210 Mini Classes	0.00	2,520.00	2,520.00	0.00	0.00
616 fees fund/field trips	0.00	7,421.39	7,419.39	-2.00	0.00
A Extra-curricular Totals:	0.00	9,941.39	9,939.39	-2.00	0.00
Report Totals:	0.00	9,941.39	9,939.39	-2.00	0.00

Current Cash Balance Report

55 Arranged by:

All Date

Activity Number and Name	Beginning Cash	Receipts	Disbursements	Adjustments	Cash Balance
100 VENDING	546.69	218.93	93.87	0.00	671.75
110 GENERAL FUND	8,018.75	122.96	2,593.32	0.00	5,548.39
200 CHECKING INTEREST	81.53	3.12	0.00	0.00	84.65

Current Cash Balance Report

ALL Data

Date: 08/01/2002 thru 08/31/2003

Arranged by:
Group ID and Activity Number

A Extra-Curricular Activities

1001 Kindergarten	0.00	843.48	843.48	0.00	0.00
1010 First Grade	0.00	462.49	368.84	-93.65	0.00

1030 Third Grade	0.00	661.95	624.24	37.71	0.00
------------------	------	--------	--------	-------	------

Current Cash Balance Report

Activity Number and Name	Beginning Cash	Receipts	Disbursements	Adjustments	Cash Balance
0	0.00	0.00	0.00	0.00	0.00
Totals:	0.00	0.00	0.00	0.00	0.00
A ACTIVITY GENERAL FUND					
100 VENDING	2,650.35	177.73	54.71	0.00	2,773.37
110 GENERAL	11,112.50	388.00	614.52	0.00	10,885.98
110 INCENTIVE	10.25	0.00	0.00	0.00	10.25

140 INTEREST EARNED CHECKING	711.41	4.68	0.00	0.00	716.09
A ACTIVITY GENERAL FUND Totals:	14,454.91	570.41	669.23	0.00	14,356.09
D CLUBS AND ORGANIZATIONS					
501 STUDENT COUNCIL	2,706.78	0.00	341.28	0.00	2,365.50
502 DRUG FREE CLUB	77.23	0.00	0.00	0.00	77.23
D CLUBS AND ORGANIZATIONS Totals:	2,784.01	0.00	341.28	0.00	2,442.73
E ADMINISTRATIVE CUSTODIAL ACCT					

605 TECHNOLOGY	0.00	0.00	0.00	0.00	0.00
610 LIBRARY	3,233.50	0.00	61.26	0.00	3,172.24
615 PAYBAC	415.47	0.00	0.00	0.00	415.47
620 PTO FUND	0.00	0.00	0.00	0.00	0.00
625 BOWLING	14.95	0.00	0.00	0.00	14.95
E ADMINISTRATIVE CUSTODIAL ACCT Totals:	4,144.18	0.00	61.26	0.00	4,082.92
F DISTRICT CUSTODIAL					
700 REIMBURSEMENT	0.00	0.00	0.00	0.00	0.00
720 CONVENTION	0.00	0.00	0.00	0.00	0.00

Current Cash Balance Report

Date: 09/01/2002 thru 09/01/2002

Group ID and Activity Number

Activity Number and Name	Beginning Cash	Receipts	Disbursements	Adjustments	Cash Balance
1000 EXTRA-CURRICULUM ACTIVITIES	0.00	0.00	0.00	0.00	0.00
Totals:	0.00	0.00	0.00	0.00	0.00
A EXTRA-CURRICULAR ACTIVITIES					
1000 KINDERGARTEN	0.00	0.00	0.00	0.00	0.00
1001 FIELD TRIP (MISC)	0.00	0.00	0.00	0.00	0.00
1010 FIRST GRADE	0.00	0.00	0.00	0.00	0.00
1020 SECOND GRADE	0.00	0.00	0.00	0.00	0.00

Date: 08/01/2003 thru 08/31/2003

Group ID and Activity Number

Activity Number and Name	Beginning Cash	Receipts	Disbursements	Adjustments	Cash Balance
A ACTIVITY GENERAL FUND					
100 VENDING	1,097.67	0.00	0.00	0.00	1,097.67
110 GENERAL	5,445.93	0.00	221.97	0.00	5,223.96

130 COFFEE	32.75	40.00	0.00	0.00	72.75
------------	-------	-------	------	------	-------

Current Cash Balance Report

Date: 08/01/2003 thru 08/31/2003

Group ID and Activity Number

Activity Number and Name	Beginning Cash	Receipts	Disbursements	Adjustments	Cash Balance
A Extra-Curricular Activities					
1000 Field Trips	0.00	0.00	0.00	0.00	0.00
1005 Kindergarten Field Trips	0.00	0.00	0.00	0.00	0.00
1010 First Grade Field Trips	0.00	0.00	0.00	0.00	0.00
1020 Second Grade Field Trips	0.00	0.00	0.00	0.00	0.00
1030 Third Grade Field Trips	0.00	0.00	0.00	0.00	0.00
1040 Fourth Grade Field Trips	0.00	0.00	0.00	0.00	0.00
1050 Fifth Grade Field Trips	0.00	0.00	0.00	0.00	0.00
2000 Clubs	0.00	0.00	0.00	0.00	0.00
2010 Choir	0.00	0.00	0.00	0.00	0.00
2050 Student Council	0.00	0.00	0.00	0.00	0.00
A Extra-Curricular Activities Totals:	0.00	0.00	0.00	0.00	0.00
Report Totals:	0.00	0.00	0.00	0.00	0.00

Lynn Dethloff
Secretary

Neil Marshall

Current Cash Balance Report

Date: 08/01/2003 thru 08/31/2003

Activity Number and Name	Beginning Cash	Receipts	Disbursements	Adjustments	Cash Balance
A ACTIVITY GENERAL FUND					
100 VENDING	516.12	0.00	0.00	0.00	516.12
110 GENERAL FUND	46.96	3,659.88	1,841.92	0.00	1,864.92
120 INTEREST EARNED CHECKING	236.81	0.73	0.00	0.00	237.54
A ACTIVITY GENERAL FUND Totals:	<u>799.89</u>	<u>3,660.61</u>	<u>1,841.92</u>	<u>0.00</u>	<u>2,618.58</u>
D CLUBS AND ORGANIZATIONS					
501 STUDENT COUNCIL	179.57	0.00	0.00	0.00	179.57
D CLUBS AND ORGANIZATIONS Totals:	<u>179.57</u>	<u>0.00</u>	<u>0.00</u>	<u>0.00</u>	<u>179.57</u>
E ADMINISTRATIVE CUSTODIAL ACCT					

Date: 08/01/2003 thru 08/31/2003

fee fund

Current Cash Balance Report

Arranged by:
Group ID and Activity Number

ALL Data

Date: 08/01/2002 thru 08/31/2003

Activity Number and Name

Beginning Cash Receipts Disbursements Adjustments Cash Balance

Activity Number and Name	Beginning Cash	Receipts	Disbursements	Adjustments	Cash Balance
1 Kdg. Field Trip	0.00	0.00	0.00	0.00	0.00
101 First Grade Field Trip	0.00	0.00	0.00	0.00	0.00
201 Second Grade Field Trip	0.00	0.00	0.00	0.00	0.00
301 Third Grade Field Trip	0.00	0.00	0.00	0.00	0.00
401 Fourth Grade Field Trip	0.00	0.00	0.00	0.00	0.00
501 Fifth Grade Field Trip	0.00	0.00	0.00	0.00	0.00
Totals:	0.00	0.00	0.00	0.00	0.00
A Extra-curricular	0.00	2,520.00	2,520.00	0.00	0.00
210 Mini Classes	0.00	7,421.39	7,419.39	-2.00	0.00
616 fees fund/field trips	0.00	9,941.39	9,939.39	-2.00	0.00
A Extra-curricular Totals:	0.00	9,941.39	9,939.39	-2.00	0.00
Report Totals:	0.00	9,941.39	9,939.39	-2.00	0.00

Current Cash Balance Report

ALL Data

Date: 08/01/2002 thru 08/31/2003

Arranged by:

Group ID and Activity Number

Activity Number and Name	Beginning Cash	Receipts	Disbursements	Adjustments	Cash Balance
A Extra-Curricular Activities					
1001 Kindergarten	0.00	843.48	843.48	0.00	0.00
1010 First Grade	0.00	462.49	368.84	-93.65	0.00
1020 Second Grade	0.00	871.36	771.04	100.32	0.00
1030 Third Grade	0.00	661.25	924.34	263.09	0.00
1040 Fourth Grade	0.00	1,175.30	1,175.30	0.00	0.00
1050 Fifth Grade	0.00	1,278.00	1,278.00	0.00	0.00
A Extra-Curricular Activities Totals:	0.00	5,291.88	5,361.90	70.02	0.00
Report Totals:	0.00	5,291.88	5,361.90	70.02	0.00

Activity Number and Name	Beginning Cash	Receipts	Disbursements	Adjustments	Cash Balance
0	0.00	0.00	0.00	0.00	0.00
Totals:	0.00	0.00	0.00	0.00	0.00
A ACTIVITY GENERAL FUND					
100 VENDING	2,650.35	177.73	54.71	0.00	2,773.37

ALL Data

Current Cash Balance Report

68 Arranged by:
Group ID and Activity Number

Date: 08/01/2003 thru 08/31/2003

Activity Number and Name	Beginning Cash	Receipts	Disbursements	Adjustments	Cash Balance
1000 EXTRA-CURRICULUM ACTIVITIES	0.00	0.00	0.00	0.00	0.00
Totals:	0.00	0.00	0.00	0.00	0.00
A EXTRA-CURRICULAR ACTIVITIES					
1000 KINDERGARTEN	0.00	0.00	0.00	0.00	0.00
1001 FIELD TRIP (MISC)	0.00	0.00	0.00	0.00	0.00
1010 FIRST GRADE	0.00	0.00	0.00	0.00	0.00
1020 SECOND GRADE	0.00	0.00	0.00	0.00	0.00
1030 THIRD GRADE	0.00	0.00	0.00	0.00	0.00
1040 FOURTH GRADE	0.00	0.00	0.00	0.00	0.00

2000 CLUBS	0.00	0.00	0.00	0.00	0.00
------------	------	------	------	------	------

A EXTRA-CURRICULAR ACTIVITIES Totals:	0.00	0.00	0.00	0.00	0.00
Report Totals:	0.00	0.00	0.00	0.00	0.00

Group ID and Activity Number

A

Current Cash Balance Report

70

ALL Data

Date: 08/01/2003 thru 08/31/2003

Arranged by:
Group ID and Activity Number

Activity Number and Name	Beginning Cash	Receipts	Disbursements	Adjustments	Cash Balance
A Extra-Curricular Activities					
1000 Field Trips	0.00	0.00	0.00	0.00	0.00
1005 Kindergarten Field Trips	0.00	0.00	0.00	0.00	0.00
1010 First Grade Field Trips	0.00	0.00	0.00	0.00	0.00
1020 Second Grade Field Trips	0.00	0.00	0.00	0.00	0.00
1030 Third Grade Field Trips	0.00	0.00	0.00	0.00	0.00
1040 Fourth Grade Field Trips	0.00	0.00	0.00	0.00	0.00
1050 Fifth Grade Field Trips	0.00	0.00	0.00	0.00	0.00
2000 Clubs	0.00	0.00	0.00	0.00	0.00
2010 Choir	0.00	0.00	0.00	0.00	0.00
2050 Student Council	0.00	0.00	0.00	0.00	0.00
A Extra-Curricular Activities Totals:	0.00	0.00	0.00	0.00	0.00

Lynn Dethloff
Secretary
Rich Meyerly

ALL Data

Current Cash Balance Report

71 Arranged by:

Date: 08/01/2003 thru 08/31/2003

Group ID and Activity Number

Activity Number and Name Beginning Cash Receipts Disbursements Adjustments Cash Balance

100 VENDING

1,612.47

0.00

0.00

0.00

1,612.47

500 MILLARD FOUNDATION REIMB.

2,976.78

0.00

0.00

0.00

2,976.78

ALL Data

Current Cash Balance Report

72

Date: 08/01/2003 thru 08/31/2003

Arranged by:
Group ID and Activity Number

Activity Number and Name	Beginning Cash	Receipts	Disbursements	Adjustments	Cash Balance
--------------------------	----------------	----------	---------------	-------------	--------------

1000 KDG FIELD TRIP	0.00	0.00	0.00	0.00	0.00
1010 1ST GRADE FIELD TRIP	0.00	0.00	0.00	0.00	0.00
1020 2ND GRADE FIELD TRIP	0.00	0.00	0.00	0.00	0.00

1040 4TH GRADE FIELD TRIP	0.00	0.00	0.00	0.00	0.00
1050 5TH GRADE FIELD TRIP	0.00	0.00	0.00	0.00	0.00

A EXTRA CURRICULAR ACTIVITIES Totals:	<u>0.00</u>	<u>0.00</u>	<u>0.00</u>	<u>0.00</u>	<u>0.00</u>
Report Totals:	0.00	0.00	0.00	0.00	0.00

Current Cash Balance Report

Date: 08/01/2003 thru 08/31/2003

Group ID and Activity Number

Activity Number and Name	Beginning Cash	Receipts	Disbursements	Adjustments	Cash Balance
A ACTIVITY GENERAL FUND					
100 VENDING	3,351.94	0.00	0.00	0.00	3,351.94
110 GENERAL FUND	4,675.96	0.00	706.63	0.00	3,969.33
200 INTEREST EARNED CHECKING	639.46	2.58	0.00	0.00	642.04
A ACTIVITY GENERAL FUND Totals:	8,667.36	2.58	706.63	0.00	7,963.31
D CLUBS AND ORGANIZATIONS					
501 STUDENT COUNCIL	437.44	0.00	0.00	0.00	437.44
D CLUBS AND ORGANIZATIONS Totals:	437.44	0.00	0.00	0.00	437.44
E ADMINISTRATIVE CUSTODIAL ACCT					
602 HOSPITALITY	190.91	0.00	34.09	0.00	156.82
610 LIBRARY	1,116.74	0.00	12.72	0.00	1,104.02
615 FIELD TRIPS	0.00	0.00	0.00	0.00	0.00
620 PTO	0.00	0.00	0.00	0.00	0.00
E ADMINISTRATIVE CUSTODIAL ACCT Totals:	1,307.65	0.00	46.81	0.00	1,260.84
F DISTRICT CUSTODIAL					
700 REIMBURSEMENT	0.00	0.00	0.00	0.00	0.00
720 CONVENTION	1,888.72	0.00	0.00	0.00	1,888.72

Report Totals: 12,301.17 2.58 753.44 0.00 11,550.31

Current Cash Balance Report

74

ALL Data

Date: 08/01/2003 thru 08/30/2003

Arranged by:
Group ID and Activity Number

Activity Number and Name	Beginning Cash	Receipts	Disbursements	Adjustments	Cash Balance
A EXTRA-CURRICULAR ACTIVITIES					
1010 Kdgn Field Trips	0.00	0.00	0.00	0.00	0.00
1011 FIRST GRADE FIELD TRIP	0.00	0.00	0.00	0.00	0.00
1012 SECOND GRADE FIELD TRIP	0.00	0.00	0.00	0.00	0.00
1013 THIRD GRADE FIELD TRIP	0.00	0.00	0.00	0.00	0.00
1014 FOURTH GRADE FIELD TRIPS	0.00	0.00	0.00	0.00	0.00
1015 FIFTH GRADE FIELD TRIPS	0.00	0.00	0.00	0.00	0.00
1016 K-5 SPED FIELD TRIPS	0.00	0.00	0.00	0.00	0.00
A EXTRA-CURRICULAR ACTIVITIES Totals:	<u>0.00</u>	<u>0.00</u>	<u>0.00</u>	<u>0.00</u>	<u>0.00</u>
Report Totals:	0.00	0.00	0.00	0.00	0.00

ALL Data

Current Cash Balance Report

Date: 08/01/2003 thru 08/31/2003

75 Arranged by:
Group ID and Activity Number

100 VENDING	0.00	420.36	0.00	0.00	420.36
110 GENERAL FUND	9,015.32	158.58	538.38	0.00	8,635.52

Current Cash Balance Report

ALL Data

Date: 08/01/2003 thru 08/31/2003

Arranged by:
Group ID and Activity Number

Activity Number and Name	Beginning Cash	Receipts	Disbursements	Adjustments	Cash Balance
--------------------------	----------------	----------	---------------	-------------	--------------

A Extra-Curricular Activities

1010 1st Grade - field trips	0.00	0.00	0.00	0.00	0.00
1020 2nd Grade - field trips	0.00	0.00	0.00	0.00	0.00
1030 3rd Grade - field trips	0.00	0.00	0.00	0.00	0.00
1040 4th Grade - field trips	0.00	0.00	0.00	0.00	0.00
1050 5th Grade - field trips	0.00	0.00	0.00	0.00	0.00
1090 SPED - field trips	0.00	0.00	0.00	0.00	0.00

Current Cash Balance Report

77

Approved by:

Group ID and Activity Number

ALL Data

Current Cash Balance Report

78

Arranged by:

Date: 08/01/2003 thru 08/31/2003

Group ID and Activity Num

Activity Number and Name	Beginning Cash	Receipts	Disbursements	Adjustments	Cash Balance
1100 1st Grade-Field Trips	409.30	0.00	0.00	-409.30	0.00
1200 2nd Grade-Field Trips	314.40	0.00	0.00	-314.40	0.00
1300 3rd Grade-Field Trips	577.25	0.00	0.00	-577.25	0.00
1400 4th Grade-Field Trips	780.90	0.00	0.00	-780.90	0.00
1500 5th Grade-Field Trips	220.40	0.00	0.00	-220.40	0.00

Report Totals: 0.00 0.00 0.00 0.00 0.00

Current Cash Balance Report

79

Arranged by:

Group ID and Activity Number

ALL Data

Date: 08/01/2003 thru 08/31/2003

Activity Number and Name	Beginning Cash	Receipts	Disbursements	Adjustments	Cash Balance
A ACTIVITY GENERAL FUND					
100 Vending	476.40	170.22	0.00	0.00	646.62
110 General	2,871.96	36.00	131.23	0.00	2,776.73
112 Bank Charges and Interest	11.36	1.73	0.00	0.00	13.09

D CLUBS AND ORGANIZATIONS

502 YEARBOOK	67.62	0.00	0.00	0.00	67.62
611 Hitchcock Clothing	46.11	0.00	0.00	0.00	46.11
D CLUBS AND ORGANIZATIONS Totals:	600.48	0.00	0.00	0.00	600.48
E ADMINISTRATIVE CUSTODIAL ACCT	0.00	0.00	0.00	0.00	0.00

Current Cash Balance Report

Activity Number and Name	Beginning Cash	Receipts	Disbursements	Adjustments	Cash Balance
1001 Kindergarten	0.00	0.00	0.00	0.00	0.00
Totals:	0.00	0.00	0.00	0.00	0.00
A Extra Curricular Activities					

Current Cash Balance Report

Date: 08/01/2003 thru 08/31/2003

Group ID and Activity Number

Activity Number and Name	Beginning Cash	Receipts	Disbursements	Adjustments	Cash Balance
A ACTIVITY GENERAL FUND					
100 VENDING	2,279.72	242.81	0.00	0.00	2,522.53
110 GENERAL FUND	5,143.07	0.00	111.88	0.00	5,031.19
200 INTEREST EARNED CHECKING	512.48	0.00	0.00	0.00	512.48

Current Cash Balance Report

ALL Data

Date: 08/01/2003 thru 08/31/2003

Arranged by
Group ID and Activity Number

Statement Adjustments Cash Balance

A Extra-Curricular Activities

Current Cash Balance Report

Arranged by:

Group ID and Activity Number

ALL Data

Date: 08/01/2003 thru 08/31/2003

Activity Number and Name	Beginning Cash	Receipts	Disbursements	Adjustments	Cash Balance
A ACTIVITY GENERAL FUND					
100 VENDING	59.53	0.00	120.00	0.00	-60.47
110 GENERAL	3,818.80	0.00	215.25	0.00	3,603.55
120 RETIREMENT	0.00	0.00	0.00	0.00	0.00
125 INTEREST EARNED	80.49	2.07	0.00	0.00	82.56
A ACTIVITY GENERAL FUND Totals:	3,958.82	2.07	335.25	0.00	3,625.64
CLUBS AND ORGANIZATIONS					

Cash Balance Report

Date: 08/01/2002 thru 09/18/2003

Activity Number and Name	Beginning Cash	Receipts	Disbursements	Adjustments	Cash Balance
1000 Kindergarten	0.00	179.50	179.50	0.00	0.00
1010 First Grade	0.00	699.25	699.25	0.00	0.00
1020 Second Grade	0.00	305.40	305.40	0.00	0.00
1030 Third Grade	0.00	865.44	865.44	0.00	0.00

Handwritten initials: FFC

Current Cash Balance Report

Arranged by:
Group ID and Activity Number

ALL Data

Date: 08/01/2003 thru 08/31/2003

Activity Number and Name	Beginning Cash	Receipts	Disbursements	Adjustments	Cash Balance
A Extra Curriculars	1,365.25	0.00	1,365.25	0.00	0.00
1000 Kindergarten Field Trips	1,623.55	0.00	1,623.55	0.00	0.00
1010 First Grade Field Trips	682.25	0.00	682.25	0.00	0.00
1020 Second Grade Field Trips					
1030 Third Grade Field Trips					
1040 Fourth Grade Field Trips					
1050 Fifth Grade Field Trips					
1060 Sixth Grade Field Trips					
1070 Seventh Grade Field Trips					
1080 Eighth Grade Field Trips					
1090 Ninth Grade Field Trips					
1100 Tenth Grade Field Trips					
1110 Eleventh Grade Field Trips					
1120 Twelfth Grade Field Trips					
1130 Other Field Trips					
1140 Other Activities					
1150 Other Disbursements					
1160 Other Receipts					
1170 Other Adjustments					
1180 Other					
1190 Other					
1200 Other					

Current Cash Balance Report

90

Arranged by:

Group ID and Activity Number

ALL Data

Date: 08/01/2003 thru 08/31/2003

Activity Number and Name	Beginning Cash	Receipts	Disbursements	Adjustments	Cash Balance
A Extra-Curricular Activities					
1000 Kindergarten Field Trips	0.00	0.00	0.00	0.00	0.00
1010 First Grade Field Trips	0.00	0.00	0.00	0.00	0.00
1020 Second Grade Field Trips	0.00	0.00	0.00	0.00	0.00
1030 Third Grade Field Trips	0.00	0.00	0.00	0.00	0.00

Current Cash Balance Report

Arranged by:

Case ID and Activity Number

Date: 08/01/2003 thru 08/31/2003

Balance Cash	Receipts	Disbursements	Adjustments	Cash Balance
--------------	----------	---------------	-------------	--------------

Current Cash Balance Report

93 Arranged by:
Group ID and Activity Number

ALL Data

Date: 08/01/2003 thru 08/31/2003

Activity Number and Name	Beginning Cash	Receipts	Disbursements	Adjustments	Cash Balance
A ACTIVITY GENERAL FUND					
100 GENERAL FUND	11,325.18	0.00	200.12	0.00	11,125.06
110 VENDING	2,729.79	0.00	0.00	-227.71	2,502.08
120 INTEREST EARNED CHECKING	298.34	4.16	0.00	0.00	302.50
<hr/>					
B CLUBS AND ORGANIZATIONS					
201 STUDENT COUNCIL	325.82	0.00	0.00	0.00	325.82
211 SAFETY PATROL	25.00	0.00	0.00	0.00	25.00
B CLUBS AND ORGANIZATIONS Totals:	<u>350.82</u>	<u>0.00</u>	<u>0.00</u>	<u>0.00</u>	<u>350.82</u>
C ADMINISTRATIVE CUSTODIAL ACCT					

Current Cash Balance Report

11/1/11

1

2

11/1/11

1

11/1/11

1

Activity Number and Name	Beginning Cash	Receipts	Disbursements	Adjustments	Cash Balance
1. George Leyside					

Current Cash Balance Report

ALL Data

Date: 08/01/2003 thru 08/31/2003

Arranged by
Group ID and Activity Nu

Activity Number and Name

Beginning Cash

Receipts

Disbursements

Adjustments

Cash Balance

10001 1st Grade Field Trip	0.00	0.00	0.00	0.00	0.00
10002 2nd Grade Field Trip	0.00	0.00	0.00	0.00	0.00

10003 3rd Grade Field Trip	0.00	0.00	0.00	0.00	0.00
----------------------------	------	------	------	------	------

10004 4th Grade Field Trip	0.00	0.00	0.00	0.00	0.00
10005 5th Grade Field Trip	0.00	0.00	0.00	0.00	0.00

Current Cash Balance Report

Date: 02/04/2008 15:00:00

Group ID and Activity Name

Activity Number and Name

Beginning Cash

Receipts

Disbursements

Interest

Ending Cash

100 GENERAL FUND	7,857.11	12.25	660.66	-0.04	7,208.66
110 VENDING	927.21	350.44	43.05	0.00	1,234.60
120 INTEREST EARNED CHECKING	325.63	3.67	0.00	0.00	329.30
A ACTIVITY GENERAL FUND Totals:	9,109.95	366.36	703.71	-0.04	8,772.56
B CLUBS AND ORGANIZATIONS					
201 STUDENT COUNCIL	558.24	24.00	631.90	0.00	-49.66

ALL Data

Current Cash Balance Report

98

Arranged by:
Group ID and Activity Nur

Date: 08/01/2003 thru 08/31/2003

Activity Number and Name	Beginning Cash	Receipts	Disbursements	Adjustments	Cash Balance
A EXTRA CURRICULAR ACTIVITIES					
1000 KINDERGARTEN FIELD TRIPS	0.00	0.00	0.00	0.00	0.00
1001 GRADE 1 FIELD TRIPS	0.00	0.00	0.00	0.00	0.00
1002 GRADE 2 FIELD TRIPS	0.00	0.00	0.00	0.00	0.00
1003 GRADE 3 FIELD TRIPS	0.00	0.00	0.00	0.00	0.00
1004 GRADE 4 FIELD TRIPS	0.00	0.00	0.00	0.00	0.00
1005 GRADE 5 FIELD TRIPS	0.00	0.00	0.00	0.00	0.00
A EXTRA CURRICULAR ACTIVITIES Totals:	<u>0.00</u>	<u>0.00</u>	<u>0.00</u>	<u>0.00</u>	<u>0.00</u>
Report Totals:	<u>0.00</u>	<u>0.00</u>	<u>0.00</u>	<u>0.00</u>	<u>0.00</u>

All Date

Current Cash Balance Report

Date: 08/01/2003 thru / /

Group ID and Activity No.

Activity Number and Name	Beginning Cash	Receipts	Disbursements	Adjustments	Cash Balance
1000 CHOIR	0.00	0.00	0.00	0.00	0.00
2000 KINDERGARTEN	0.00	0.00	0.00	0.00	0.00
2001 GRADE 1	0.00	0.00	0.00	0.00	0.00
2002 GRADE 2	0.00	0.00	0.00	0.00	0.00
2003 GRADE 3	0.00	0.00	0.00	0.00	0.00
2004 GRADE 4	0.00	0.00	0.00	0.00	0.00
2005 GRADE 5	0.00	0.00	0.00	0.00	0.00
STUDENT FEES Total:	400.00	0.00	0.00	0.00	400.00

Cathy Kelley
Auss Kelley

Shou
Cindy Barber 101

Current Cash Balance Report

ALL Data

Date: 08/01/2003 thru 08/31/2003

Arranged by:

Group ID and Activity Number

Activity Number and Name	Beginning Cash	Receipts	Disbursements	Adjustments	Cash Balance
--------------------------	----------------	----------	---------------	-------------	--------------

350	0.00	0.00	0.00	0.00	0.00
555	0.00	0.00	0.00	0.00	0.00
565	0.00	0.00	0.00	0.00	0.00

620	0.00	0.00	0.00	0.00	0.00
630	0.00	0.00	0.00	0.00	0.00

A General Funds

100 VENDING MACHINES	1,723.01	1,734.84	744.50	0.00	2,713.35
110 OTHER GENERAL	12,061.02	0.00	663.96	183.99	11,581.05
112	0.00	0.00	0.00	0.00	0.00
115 FEES AND FINES	3,800.46	70.00	456.35	0.00	3,414.11
120 FUND RAISING ACCOUNT	16,845.27	0.00	3,287.07	8,271.22	6,287.00

Current Cash Balance Report

ALL Data

Date: 08/01/2003 thru 08/31/2003

 Arranged by:
 Group ID and Activity Nur

Activity Number and Name	Beginning Cash	Receipts	Disbursements	Adjustments	Cash Balance
540 INDUSTRIAL ARTS	4,255.47	89.00	0.00	0.00	4,344.47
542 FAMILY CONSUMER SCIENCE	2,312.03	0.00	205.85	0.00	2,106.18
544 PLANES & ROCKETS	284.13	0.00	0.00	-284.13	0.00
545 LIBRARY	946.39	0.00	84.51	0.00	861.88
550 SCIENCE OLYMPIAD	274.12	0.00	0.00	-274.12	0.00
555 FITNESS ROOM	47.00	0.00	7.77	130.00	169.23
570 TECHNOLOGY AND ENGINEERING	-14.36	0.00	0.00	14.36	0.00
580 OTHER SCHOOL CUSTODIAL	0.00	0.00	0.00	0.00	0.00
582 PRIME TIME	202.65	0.00	289.00	86.35	0.00
585 TEAMMATES	17.89	0.00	0.00	-17.89	0.00
590 TEAM 6A	59.16	0.00	0.00	240.84	300.00
591 TEAM 6B	77.25	0.00	0.00	222.75	300.00
592 TEAM 6C	113.34	0.00	0.00	186.66	300.00
593 TEAM 7A	-63.57	0.00	0.00	363.57	300.00
594 TEAM 7B	167.59	0.00	0.00	132.41	300.00
595 TEAM 7C	300.00	0.00	0.00	300.00	0.00
596 TEAM 8A	300.00	0.00	0.00	0.00	300.00
597 TEAM 8B	69.11	0.00	0.00	230.89	300.00
598 TEAM 8C	0.00	0.00	0.00	150.00	150.00
E School Custodial Accounts Totals:	12,549.66	594.38	911.11	2,983.45	15,216.38

Jeffrey
R. D. 103

Date: 08/01/2003 thru 08/31/2003

Group ID and Activity Number

Current Cash Balance Report

Activity Number and Name	Beginning Cash	Receipts	Disbursements	Adjustments	Cash Balance
0	0.00	0.00	0.00	0.00	0.00
Totals:	0.00	0.00	0.00	0.00	0.00
100 General Fund	1,719.24	0.00	751.26	0.00	967.98
110 Student Vending	637.60	728.97	95.20	0.00	1,271.37
115 Staff Vending	-69.78	408.93	90.78	84.92	333.29
D SCHOOL CUSTODIAL ACCOUNTS					
400 Library	306.47	0.00	0.00	0.00	306.47
405 FCS - Family Consumer Science	208.98	0.00	138.35	0.00	70.63
410 Field Trips	2.17	545.00	0.00	0.00	547.17

ALL Data

Current Cash Balance Report

108

Date: 08/01/2003 thru 08/31/2003

Arranged by:
Group ID and Activity Number

Activity Number and Name	Beginning Cash	Receipts	Disbursements	Adjustments	Cash Balance
A EXTRACURRICULAR					
1005 7A FIELD TRIP	459.90	0.00	459.90	0.00	0.00
1010 7B FIELD TRIP	480.00	0.00	480.00	0.00	0.00
1015 7C FIELD TRIP	445.00	0.00	445.00	0.00	0.00
1020 7TH GRADE FIELD TRIP	2,275.00	0.00	2,275.00	0.00	0.00
1030 6A FIELD TRIP	379.00	0.00	379.00	0.00	0.00
1035 6B FIELD TRIP	539.00	0.00	539.00	0.00	0.00
1040 6C FIELD TRIP	487.00	0.00	487.00	0.00	0.00
1050 8A FIELD TRIP	146.90	0.00	146.90	0.00	0.00
1055 8B FIELD TRIP	156.50	0.00	156.50	0.00	0.00
1065 H. A. L. FIELD TRIP	0.00	0.00	0.00	0.00	0.00
1075 FRENCH FIELD TRIP	645.00	0.00	645.00	0.00	0.00
1080 GERMAN FIELD TRIP	126.00	0.00	126.00	0.00	0.00
1506 MONTESSORI (6TH)	161.50	0.00	161.50	0.00	0.00
1508 MONTESSORI (7,8)	3,924.00	0.00	3,575.79	0.00	348.21
A EXTRACURRICULAR Totals:	10,224.80	0.00	9,876.59	0.00	348.21
A EXTRACURRICULAR					
2305 ART CLUB	10.00	0.00	10.00	0.00	0.00
A EXTRACURRICULAR Totals:	10.00	0.00	10.00	0.00	0.00
A EXTRACURRICULAR					

A EXTRACURRICULAR Totals:	0.00	0.00	0.00	0.00	0.00
A EXTRACURRICULAR					

2320 FAMILY CONSUMER SCIENCE CLUB	20.00	0.00	20.00	0.00	0.00
2330 DRAMA CLUB	0.00	0.00	0.00	0.00	0.00
2340 TENNIS CLUB	198.00	0.00	198.00	0.00	0.00
2350 SKI CLUB	3,382.00	0.00	3,382.00	0.00	0.00
2425 YOUTH TO YOUTH CLUB	0.00	0.00	0.00	0.00	0.00
2500 BAND	86.00	0.00	86.00	0.00	0.00
2535 VOCAL MUSIC	126.50	0.00	126.50	0.00	0.00
2545 ORCHESTRA	0.00	0.00	0.00	0.00	0.00
A EXTRACURRICULAR Totals:	3,812.50	0.00	3,812.50	0.00	0.00

Current Cash Balance Report

Activity Number and Name	Beginning Cash	Receipts	Disbursements	Adjustments	Cash Balance
A GENERAL FUNDS					
100 VENDING	20,075.76	0.00	606.12	0.00	19,469.64
105 STAFF VENDING	2,257.71	0.00	684.50	0.00	1,573.21
110 GENERAL FUND	9,146.15	0.00	731.53	0.00	8,414.62
115 T-SHIRTS	3,079.15	13,015.00	0.00	0.00	16,094.15
117 BOOK ORDERS	0.00	0.00	0.00	0.00	0.00
119 SITE IMPROVEMENT	14,737.15	0.00	0.00	0.00	14,737.15
120 SCHOOL IMPROVEMENT TEAM	23,932.33	0.00	30.00	0.00	23,902.33
130 BUS	12,904.50	0.00	0.00	0.00	12,904.50
140 RETIREMENT	884.33	0.00	39.61	0.00	844.72
150 PARENT/TEACHER RESOURCE LIB	775.93	0.00	0.00	0.00	775.93
155 TECHNOLOGY	0.00	0.00	0.00	0.00	0.00
165 ROTARY	621.91	0.00	0.00	0.00	621.91
170 SCHOLARSHIP	150.56	0.00	0.00	0.00	150.56
180 SPECIAL PROJECTS	3,381.98	0.00	97.31	0.00	3,284.67
185 LEARNING CENTER	500.00	0.00	0.00	0.00	500.00
190 STAFF DEVELOPMENT	4,664.72	0.00	9.36	0.00	4,655.36
195 STUDENT ACTIVITIES	8,743.90	0.00	0.00	0.00	8,743.90
196 PARENTS FOR TEACHER APPRECIATION	0.00	0.00	0.00	0.00	0.00
A GENERAL FUNDS Totals:	105,856.08	13,015.00	2,198.43	0.00	116,672.65
B ATHLETICS					
200 ATHLETICS	24,250.57	4.00	0.00	0.00	24,254.57

Current Cash Balance Report

ALL Data

Date: 08/01/2003 thru 08/31/2003

110 Arranged by:

Group ID and Activity Number

588 8B FIELD TRIP	0.00	0.00	0.00	0.00	0.00
589 8C FIELD TRIP	71.75	0.00	0.00	0.00	71.75
590 FRENCH FIELD TRIP	0.00	0.00	0.00	0.00	0.00
591 GERMAN FIELD TRIP	0.00	0.00	0.00	0.00	0.00
592 SPANISH FIELD TRIP	0.00	0.00	0.00	0.00	0.00
593 HAL FIELD TRIPS	0.00	0.00	0.00	0.00	0.00
594 AFTER SCHOOL PROGRAM	29.60	0.00	0.00	0.00	29.60
595 SUMMER SCHOOL PROGRAM	0.00	0.00	0.00	0.00	0.00
596 BAND FIELD TRIPS	0.00	0.00	0.00	0.00	0.00
E SCHOOL CUSTODIAL ACCOUNTS Totals:	10,587.64	0.00	4,469.70	0.00	6,117.94
F DISTRICT CUSTODIAL ACCOUNTS					
620 CONVENTION	214.96	0.00	0.00	0.00	214.96
F DISTRICT CUSTODIAL ACCOUNTS Totals:	214.96	0.00	0.00	0.00	214.96

700 SAVINGS

-50,541.66

0.00

0.00

0.00

-50,541.66

Current Cash Balance Report

ALL Data

14 Arranged by:
Group ID and Activity Number

08/21/2002 08/21/2002

Activity Number and Name	Beginning Cash	Receipts	Disbursements	Adjustments	Cash Balance
A EXTRACURRICULAR					
1581 6A FIELD TRIPS	0.00	1,236.00	1,236.00	0.00	0.00
1582 6B FIELD TRIPS	0.00	1,262.75	1,262.75	0.00	0.00
1583 6C FIELD TRIPS	0.00	847.00	847.00	0.00	0.00
1584 7A FIELD TRIPS	0.00	249.00	0.00	0.00	249.00
	0.00	678.50	678.50	0.00	0.00

Current Cash Balance Report

Activity Number and Name	Beginning Cash	Receipts	Disbursements	Adjustments	Cash Balance
A GENERAL FUNDS					
100 VENDING	194.26	1,532.73	998.18	0.00	728.81
110 GENERAL	442.82	88.51	503.55	0.00	27.78

125 MAUST BOOK ORDER	0.00	0.00	0.00	0.00	0.00
126 COURTNEY BOOK ORDER	0.00	0.00	0.00	0.00	0.00

ALL Data

Current Cash Balance Report

113

Arranged by:

Group ID and Activity Number

Activity Number and Name	Beginning Cash	Receipts	Disbursements	Adjustments	Cash Balance
--------------------------	----------------	----------	---------------	-------------	--------------

520 INDUSTRIAL ARTS PROJECTS	3 535.50	0.00	0.00	0.00	3 535.50
------------------------------	----------	------	------	------	----------

535 INSTRUMENT RENTAL	375.00	300.00	0.00	0.00	675.00
545 LIBRARY	790.38	0.00	0.00	0.00	790.38
550 LOCK	25.00	0.00	0.00	-25.00	0.00
552 MATH/SCI SAT SCHOOL	0.00	0.00	0.00	0.00	0.00

Current Cash Balance Report

114

ALL Data

Arranged by:

Date: 08/01/2003 thru 08/31/2003

Group ID and Activity Number

Activity Number and Name	Beginning Cash	Receipts	Disbursements	Adjustments	Cash Balance
A EXTRACURRICULAR					
1310 DRAMA CLUB TRIP	0.00	0.00	0.00	0.00	0.00
1340 RESOURCE	0.00	0.00	0.00	0.00	0.00
1400 STUDENT COUNCIL TRIP	0.00	0.00	0.00	0.00	0.00
1506 6A FIELD TRIP	0.00	0.00	0.00	0.00	0.00
1507 6B FIELD TRIP	0.00	0.00	0.00	0.00	0.00
1508 7A FIELD TRIP	0.00	0.00	0.00	0.00	0.00
1509 7B FIELD TRIP	0.00	0.00	0.00	0.00	0.00
1510 8A FIELD TRIP	0.00	0.00	0.00	0.00	0.00
1511 8B FIELD TRIP	0.00	0.00	0.00	0.00	0.00
1527 HAL TRIPS	0.00	0.00	0.00	0.00	0.00
1555 OUTDOOR ED	0.00	0.00	0.00	0.00	0.00
2305 ART CLUB	0.00	0.00	0.00	0.00	0.00
2306 CHESS	0.00	0.00	0.00	0.00	0.00
2310 DRAMA CLUB	0.00	0.00	0.00	0.00	0.00
2315 YOUTH TO YOUTH	0.00	0.00	0.00	0.00	0.00
2321 SCRAPBOOK CLUB	0.00	0.00	0.00	0.00	0.00
2325 SKI CLUB	0.00	0.00	0.00	0.00	0.00
2350 FORENSICS	0.00	0.00	0.00	0.00	0.00
2513 FIDDLE FEST	0.00	0.00	0.00	0.00	0.00
2526 HONORS BAND	0.00	0.00	0.00	0.00	0.00

Date: 08/01/2003 thru 08/31/2003

Group ID and Activity Number

Activity Number and Name	Beginning Cash	Receipts	Disbursements	Adjustments	Cash Balance
A ACTIVITY GENERAL FUND					
102 Building Beautification	2,457.22	0.00	0.00	0.00	2,457.22
103 Professional services staff	53.33	100.74	607.84	0.00	100.74

104 Accountant in charge of this fund	10.00	0.00	0.00	0.00	10.00
---------------------------------------	-------	------	------	------	-------

Current Cash Balance Report

ALL Data

Date: 08/01/2003 thru 08/31/2003

Arranged by:
Group ID and Activity Number

Activity Number and Name	Beginning Cash	Receipts	Disbursements	Adjustments	Cash Balance
F ACADEMIC CUSTODIAL ACCOUNTS					
701 Art	2,601.06	0.00	0.00	0.00	2,601.06
702 Industrial Technology	1,032.51	0.00	1,470.81	0.00	-438.30
703 Home Economics	785.20	390.10	0.00	0.00	1,175.30
704 TEAM 6A	-76.69	0.00	0.00	274.19	197.50
705 TEAM 6B	-146.13	0.00	55.80	439.43	237.50
706 TEAM 7A	151.92	0.00	10.00	115.58	257.50
707 TEAM 7B	116.61	0.00	0.00	210.89	327.50
708 TEAM 8A	68.10	0.00	65.58	262.48	265.00
709 TEAM 8B	144.60	0.00	0.00	110.40	255.00
710 TEAM 7C	76.32	0.00	0.00	0.00	76.32
711 TEAM 6C	0.00	0.00	62.34	319.84	257.50
712 TEAM 8C	118.16	0.00	0.00	79.34	197.50
713 Field trips (old account)	1,454.73	0.00	0.00	0.00	1,454.73
714 6th Grade Field Trips	-990.46	0.00	105.00	1,095.46	0.00
<hr/>					
716 8th Grade Field Trips	0.00	0.00	0.00	0.00	0.00
717 Other Field Trips	7,121.13	650.75	205.80	0.00	7,566.08
718 Exploratory Teams	94.10	0.00	7.17	0.00	86.93
719 Music	23.24	0.00	0.00	0.00	23.24
720 Orchestra	6.20	0.00	0.00	0.00	6.20
721 Gym Fees	679.74	0.00	0.00	0.00	679.74
722 Peer Tutor/Learning Center	0.00	0.00	0.00	0.00	0.00
723 Account not in use at this time	0.00	0.00	0.00	0.00	0.00
F ACADEMIC CUSTODIAL ACCOUNTS Totals:	<u>13,260.34</u>	<u>1,040.85</u>	<u>1,982.50</u>	<u>2,907.61</u>	<u>15,226.30</u>
G DISTRICT CUSTODIAL ACCOUNTS					
800 Reimbursement Account	0.00	0.00	0.00	0.00	0.00
G DISTRICT CUSTODIAL ACCOUNTS Totals:	<u>0.00</u>	<u>0.00</u>	<u>0.00</u>	<u>0.00</u>	<u>0.00</u>
H INVESTMENTS					
900 Interest on checking	3,478.88	12.56	0.00	-1,095.46	2,395.98
901 Certificate of Deposit	0.00	0.00	0.00	0.00	0.00
902 Interest on CD	0.00	0.00	0.00	0.00	0.00
H INVESTMENTS Totals:	<u>3,478.88</u>	<u>12.56</u>	<u>0.00</u>	<u>-1,095.46</u>	<u>2,395.98</u>
I FUNDRAISERS					
1001 AUCTION	0.00	0.00	0.00	0.00	0.00
1002 MAGAZINE SALES	6,511.75	0.00	0.00	0.00	6,511.75
1003 Entertainment Books	6,228.01	23,799.40	1,539.65	-1,822.88	26,664.88
1004 J.C. Penney	426.08	0.00	0.00	0.00	426.08
1005 Target donation	1,353.55	0.00	0.00	0.00	1,353.55
1006 Miscellaneous Donations	511.00	0.00	0.00	0.00	511.00

Current Cash Balance Report

117

ALL Data

Date: 08/01/2003 thru 08/31/2003

Arranged by:
Group ID and Activity Number

Activity Number and Name	Beginning Cash	Receipts	Disbursements	Adjustments	Cash Balance
<hr/>					
<hr/>					
<hr/>					
1005 6A Field trips/team days	0.00	0.00	0.00	0.00	0.00
1010 6B field trips/team day	0.00	0.00	0.00	0.00	0.00
1015 7A field trips	0.00	0.00	0.00	0.00	0.00
1020 7B field trips	0.00	0.00	0.00	0.00	0.00
1025 7C field trips	0.00	0.00	0.00	0.00	0.00
1030 8A field trips	0.00	0.00	0.00	0.00	0.00
1035 8B field trips	0.00	0.00	0.00	0.00	0.00
1040 8C field trips	0.00	0.00	0.00	0.00	0.00
1045 Foreign Language Field trip	0.00	0.00	0.00	0.00	0.00
1050 Vocal Music Field Trips	0.00	0.00	0.00	0.00	0.00
1055 Orchestra field trips	0.00	0.00	0.00	0.00	0.00
1060 HAL Field trip	0.00	0.00	0.00	0.00	0.00
1065 Band field trips	0.00	0.00	0.00	0.00	0.00
A Field Trips Totals:	0.00	0.00	0.00	0.00	0.00
B Clubs/Activities					
2401 Art Club	0.00	0.00	0.00	0.00	0.00
2402 Chess Club	0.00	0.00	0.00	0.00	0.00
2406 Golf Club	0.00	0.00	0.00	0.00	0.00
<hr/>					
<hr/>					
<hr/>					
<hr/>					
<hr/>					
<hr/>					
<hr/>					
<hr/>					
<hr/>					
<hr/>					
2418 Spirit Club	0.00	0.00	0.00	0.00	0.00
2420 Japanese Club	0.00	0.00	0.00	0.00	0.00
7716 Julliner Club	0.00	0.00	0.00	0.00	0.00
<hr/>					
<hr/>					
B Clubs/Activities Totals:	0.00	0.00	0.00	0.00	0.00
C Athletics					
3201 Athletics	0.00	0.00	0.00	0.00	0.00
C Athletics Totals:	0.00	0.00	0.00	0.00	0.00
Report Totals:	0.00	0.00	0.00	0.00	0.00

Principal signature _____

Current Cash Balance Report

ALL Data

119 Arranged by:

Date: 08/01/2003 thru 08/31/2003

Group ID and Activity Number

Activity Number and Name	Beginning Cash	Receipts	Disbursements	Adjustments	Cash Balance
D CLUBS AND ORGANIZATIONS					
401 NOT IN USE	0.00	0.00	0.00	0.00	0.00
402 CHEER-UNIFORMS**	-1,863.46	620.80	0.00	0.00	-1,242.66
403 NOT IN USE	0.00	0.00	0.00	0.00	0.00
404 CHEER-FRESHMAN	0.00	0.00	0.00	0.00	0.00
405 DANCE UNIFORMS**	550.84	0.00	227.70	0.00	323.14

[REDACTED]

[REDACTED]

[REDACTED]

[REDACTED]

[REDACTED]

[REDACTED]

Reseller Book

Receipts

Shipments

Adjustments

Cost Data

Current Cash Balance Report

121 Arranged by:

Group ID and Activity Number

ALL Data

Date: 08/01/2003 thru 08/31/2003

Balance Cash Deposits Disbursements Adjustments Cash Balance

S BANKING					
999 STARTING CASH	-900.00	600.00	0.00	0.00	-300.00
S BANKING Totals:	-900.00	600.00	0.00	0.00	-300.00
Z INVESTMENTS					
900 CERTIFICATES OF DEPOSITS	-387,267.52	0.00	0.00	0.00	-387,267.52
905 MM FABLE FUND	-19,422.26	0.00	38.34	0.00	-19,483.92

Current Cash Balance Report

122

ALL Data

Arranged by:

Date: 08/01/2003 thru 08/31/2003

Group ID and Activity Number

A EXTRA CURRICULAR

1000 FIELDTRIPS	0.00	0.00	0.00	0.00	0.00
1000 FIELDTRIPS	0.00	0.00	0.00	0.00	0.00

1005 BAND TRIP	0.00	0.00	0.00	0.00	0.00
1010 DC TRIP	0.00	4,500.00	0.00	0.00	4,500.00
1012 HISTORY CLUB TRIP	0.00	0.00	0.00	0.00	0.00
1013 ORCHESTRA TRIP	0.00	0.00	0.00	0.00	0.00
1015 FIELDTRIP/OTT	0.00	0.00	0.00	0.00	0.00
1020 FIELDTRIP/SALBERG	0.00	0.00	0.00	0.00	0.00
2000 BAND/ORCHESTRA FEES	1,125.00	3,537.00	0.00	0.00	4,662.00
2000 BAND/ORCHESTRA FEES	0.00	0.00	0.00	0.00	0.00

Current Cash Balance Report

Date: 08/01/2003 thru 08/31/2003

Group ID and Activity Number

	Beginning Cash	Receipts	Disbursements	Adjustments	Cash Balance
A GENERAL FUND EXPENSES					
103 Candy & Pop Refund	0.00	0.00	0.00	0.00	0.00
109 Public Relations	0.00	0.00	0.00	0.00	0.00
	0.00	0.00	0.00	0.00	0.00

Current Cash Balance Report

ALL Data

Arranged by

Date: 08/01/2003 thru 08/31/2003

Group ID and Activity Nur

Activity Number and Name	Beginning Cash	Receipts	Disbursements	Adjustments	Cash Balance
212 Athletic Fundraisers	0.00	0.00	0.00	0.00	0.0
215 Athletic Bank Charges	0.00	0.00	0.00	0.00	0.00
218 Candy Revenue	0.00	0.00	0.00	0.00	0.0
220 Football	0.00	0.00	0.00	0.00	0.0
221 Volleyball	0.00	80.00	0.00	0.00	80.00
222 Softball	0.00	0.00	0.00	0.00	0.00
223 Tennis (Boys)	0.00	0.00	0.00	0.00	0.0
224 Tennis (Girls)	0.00	0.00	0.00	0.00	0.00
225 Golf (Boys)	0.00	0.00	0.00	0.00	0.00
226 Golf (Girls)	0.00	0.00	0.00	0.00	0.00
227 Wrestling	0.00	0.00	0.00	0.00	0.00
228 Soccer (Boys)	0.00	0.00	16.50	0.00	-16.50
229 Soccer (Girls)	0.00	0.00	16.50	0.00	-16.50
230 Baseball	0.00	0.00	0.00	0.00	0.00
231 Cross Country (B&G)	0.00	0.00	0.00	0.00	0.00
232 Basketball (B&G)	0.00	0.00	0.00	0.00	0.00
233 Track (B&G)	0.00	0.00	0.00	0.00	0.00

ALL Data

Current Cash Balance Report

125

Arranged by:

Group ID and Activity Number

00/01/2000 00/01/2000

Group ID	Activity Number	Balance Cash	Receipts	Disbursements	Adjustments	Cash Balance
----------	-----------------	--------------	----------	---------------	-------------	--------------

412	Orchestra	260.89	0.00	0.00	-150.00	110.89
413	Entertainment 2000	0.00	4,100.00	0.00	0.00	4,100.00
		<u>260.89</u>	<u>4,100.00</u>	<u>0.00</u>	<u>-150.00</u>	<u>4,210.89</u>

ALL Data

Current Cash Balance Report

126

Arranged by:

Date: 08/01/2003 thru 08/31/2003

Group ID and Activity Num

Activity Number and Name	Beginning Cash	Receipts	Disbursements	Adjustments	Cash Balance
627 English Replacements	0.00	0.00	0.00	0.00	0.00
628 Athletic Trainers Class	0.00	0.00	0.00	0.00	0.00
629 Book Club	0.55	0.00	0.00	0.00	0.55
630 Social Studies Texts	2,388.28	0.00	0.00	0.00	2,388.28
632 Lock Replacement	110.00	0.00	0.00	0.00	110.00
635 Library Book Fines	0.00	178.95	0.00	52.00	230.95
640 Student ID Card Fee	816.70	0.00	0.00	0.00	816.70
642 Parenting Support	0.00	0.00	0.00	0.00	0.00
645 Family Consumer Science	13.71	0.00	0.00	0.00	13.71
650 Fast Forward	0.00	0.00	0.00	0.00	0.00
655 MSAAS	4.51	0.00	0.00	0.00	4.51
656 Technology Magnet	67.00	0.00	0.00	0.00	67.00
658 Display Cases	2,700.00	0.00	0.00	0.00	2,700.00

Current Cash Balance Report

ALL Data

Date: 08/01/2003 thru 08/31/2003

Arranged by:
Group ID and Activity Number

Activity Number and Name	Beginning Cash	Receipts	Disbursements	Adjustments	Cash Balance
513 Cheerleading - Freshman	0.00	0.00	0.00	0.00	0.00
522 Yearbook 2000-01	0.00	0.00	0.00	0.00	0.00
608 Foreign Language 1996-97	0.00	0.00	0.00	0.00	0.00
609 Foreign Language 1997-98	0.00	0.00	0.00	0.00	0.00
612 Textbook Replacement	0.00	0.00	0.00	0.00	0.00
613 Technology Consumable	0.00	0.00	0.00	0.00	0.00
619 Portfolios	0.00	0.00	0.00	0.00	0.00
620 Dual Enrollment	0.00	0.00	0.00	0.00	0.00
626 Social Studies Texts 1997-98	0.00	0.00	0.00	0.00	0.00
631 Weight Room Maintenance	0.00	0.00	0.00	0.00	0.00
633 Locker Room Capital Outlay	0.00	0.00	0.00	0.00	0.00
709 Forensics Reimbursement	0.00	0.00	0.00	0.00	0.00
720 Other District Reimbursements	0.00	0.00	0.00	0.00	0.00
905 Interest on Checking	0.00	0.00	0.00	0.00	0.00
910 Certificate of Deposit	0.00	0.00	0.00	0.00	0.00
912 Athletic Certificate Deposit	0.00	0.00	0.00	0.00	0.00
913 Interest-Athletic Activity CD	0.00	0.00	0.00	0.00	0.00
916 Athletic Certificate Deposit #2	0.00	0.00	0.00	0.00	0.00
G INACTIVE ACCOUNTS Totals:	0.00	0.00	0.00	0.00	0.00
S Banking					
999 Starting Cash	0.00	800.00	1,700.00	0.00	-900.00
S Banking Totals:	0.00	800.00	1,700.00	0.00	-900.00
Z INVESTMENTS					
999 Starting Cash	402,188.38	0.00	98.99	0.00	402,288.38

914 Athletic Bus Money Market 402,188.38 0.00 98.99 0.00 402,288.38

Current Cash Balance Report

Date: 08/01/2003 thru 08/31/2003

Group ID and Activity Num'

Activity Number and Name	Beginning Cash	Receipts	Disbursements	Adjustments	Cash Balance
0	0.00	0.00	0.00	0.00	0.00
Totals:	0.00	0.00	0.00	0.00	0.00
A Extracurricular Activities					
1000 Field Trips	0.00	0.00	0.00	0.00	0.00
2000 Band Cleaning Fee	0.00	0.00	0.00	0.00	0.00
2005 Choir Cleaning Fee	0.00	0.00	0.00	0.00	0.00
2301 DECA	0.00	0.00	0.00	0.00	0.00
2302 French Club	0.00	0.00	0.00	0.00	0.00
2305 Spanish Club	0.00	0.00	0.00	0.00	0.00
2307 German Club	0.00	0.00	0.00	0.00	0.00
2312 Forensics	0.00	0.00	0.00	0.00	0.00
2315 Debate Membership	0.00	0.00	0.00	0.00	0.00
2318 Thespian club	0.00	0.00	0.00	0.00	0.00
2395 Fashion Merchandising	0.00	0.00	0.00	0.00	0.00
2399 Band Trip	0.00	0.00	0.00	0.00	0.00

Current Cash Balance Report

Activity Number and Name	Beginning Cash	Receipts	Disbursements	Adjustments	Cash Balance
A ADMINISTRATIVE					
100 GENERAL ACTIVITY FUND	2,077.35	0.00	0.00	5,239.77	7,317.12
105 PRINCIPALS ADMIN	3,542.08	300.00	856.95	-837.87	2,147.26

Current Cash Balance Report

ALL Data

Arranged by:
Group ID and Activity Number

Date: 08/01/2003 thru 08/31/2003

132

Activity Number and Name	Beginning Cash	Receipts	Disbursements	Adjustments	Cash Balance
260 POOL MAINTENANCE	6,923.39	0.00	251.30	0.00	6,672.09
265 VB FUNDRAISING	3,691.91	0.00	0.00	0.00	3,691.91
270 WRESTLING FUNDRAISER	343.53	0.00	0.00	0.00	343.53
272 WRESTLING MAT FUND	3,045.00	0.00	0.00	0.00	3,045.00
275 WRESTLING SCHOLARSHIP	2,000.00	0.00	0.00	0.00	2,000.00

Current Cash Balance Report

ALL Data

Date: 08/01/2003 thru 08/31/2003

Arranged by:
Group ID and Activity Number

Activity Number and Name	Beginning Cash	Receipts	Disbursements	Adjustments	Cash Balance
	4,772.32	0.00	0.00	0.00	4,772.32

133

Cash Balance

4,772.32

ALL Data

Current Cash Balance Report

Arranged by:
Group ID and Activity Number

Date: 08/01/2003 thru 08/31/2003

134

Beginning Cash

Receipts

Disbursements

Adjustments

Cash Balance



Z INVESTMENTS

4 554 11

0 00

191 39

0 00

-4 742 50





PUBLIC SCHOOLS

Don Stroh Administration Center • 5606 So. 147th Street • Omaha, NE 68137-2604 • (402) 895-8200 • Fax (402) 895-8409

October 15, 2003

TO: Board Members

FROM: Amy Friedman

RE: Employees of the Month

The Employees of the Month for October are Heidi Whelan, Assistant Director of MCH, and [redacted]



AGENDA SUMMARY SHEET

Agenda Item: Approval of Policy 4511

Meeting Date: October 20, 2003

Department: Human Resources

Title and Brief Description: We are completing the examination and updating of the policies and rules in the 4000 series.



Personnel

Voluntary Early Separation Program

4511

The District may offer a voluntary early separation program for full-time certified employees and non-certified

administrative employees.

Policy Adopted: September 6, 1983
Revised: September 20, 1993; _____, 2003

Millard Public Schools
Omaha, Nebraska

AGENDA ITEM: Approval of Board and Superintendent Goals for 2003-2004

MEETING DATE: October 20, 2003

DEPARTMENT: Office of the Superintendent

TITLE AND BRIEF DESCRIPTION: Each year the board approves the goals set for the Superintendent and the Board of Education.

ACTION DESIRED: Approval

BACKGROUND:

RECOMMENDATIONS: Approval of goals.

**MILLARD PUBLIC SCHOOLS
BOARD OF EDUCATION INITIATIVES
2003-2004**

1. The board will preserve and enhance its relationship with local, state, and federal elected officials while continuing to communicate key legislative positions to the community, emphasizing the importance of the community's voice in influencing legislative positions and the elections of locals, state, and federal officials.
2. The board will review and if necessary, develop new or amend existing policies regarding appropriate infusion of technology into the curriculum with the desired results to improve student achievement.
3. The board will develop standards against which they will evaluate themselves.

**MILLARD PUBLIC SCHOOLS
Superintendent Goals
2003-2004**

Goal 1: The superintendent will provide budgetary and political options of our school district for board input given the financial implications of local, state, and national legislation including the effect any imposed mandates might have on our school district.

Goal 2: The superintendent will study innovative instructional methods to motivate and educate those students who learn in non-traditional ways, i.e., magnet programs, differentiation, etc.

Goal 3: The superintendent will ensure that our strategic planning process is

implemented.

Goal 4: The superintendent will develop procedures ensuring valid and consistent reporting of disciplinary infractions between schools.

Goal 5: The superintendent will develop a plan that is customized to assist each

AGENDA SUMMARY SHEET

Agenda Item: Approval of Rule 4511.1

Meeting Date: October 20, 2003

Department: Human Resources

Title and Brief Description: We are completing the examination and updating of the policies and rules in the 4000 series

Action Desired: Approval

Background: This rule needs to be reviewed since it was last revised in 1998.

Options/Alternatives Considered: N/A


Recommendations: Approval


Strategic Plan Reference: N/A

Implications of Adoption/Rejection: N/A

Timeline: We will continue to bring policies and rules from the 4000 series to you this year.

Responsible Persons: Steve Moore

Assistant Superintendent's Signature: 

Superintendent's Signature: 

6. Years of credited service shall mean:

a. Any school year in which an employee is paid by the District for at least 135 days of full-time

b. Any two (2) school years in which the employee is paid for the equivalent of at least 135 days of part-time work each year as a certificated employee or non-certificated administrator; or,

Payment of Benefits

1. Following separation, ~~Voluntary Early Separation Program~~ payments will be made once each month a
~~payment is due. The participant must elect that the payments will be in the form of a lump sum.~~

following the date of separation. The election must be designated prior to the employee's separation, and is irrevocable.

2. If the employee dies before all payments have been made, the balance of the payments will be paid to the beneficiary.

October 20, 2003

AGENDA SUMMARY SHEET

MEETING DATE: October 20, 2003 (First Reading)
November 3, 2003 (Second Reading)

TITLE & BRIEF DESCRIPTION: Policy 3622: Support Services – Construction – Professional Services – Attorneys

ACTION DESIRED: Approval (after second reading) Discussion Information Only .

BACKGROUND: The Series 7000 policies are being moved to Series 3000 (Support Services). Series 7000 policies will become policies related to technology.

Policy 3622 is a revision (minor) and renumbering of Policy 7311. [Note: Rule 3622.1 is attached for informational purposes during the first reading.]

OPTIONS AND

ALTERNATIVES: n/a

RECOMMENDATION: After 2nd Reading: It is recommended that Policy 3622 be adopted as presented.

STRATEGIC PLAN REFERENCE: n/a

IMPLICATIONS OF ADOPTION/REJECTION: n/a

TIMELINE: Immediate

RESPONSIBLE PERSON: Ken Fossen (Assoc. Supt. Gen. Admin.)

SUPERINTENDENT'S APPROVAL:

Keith Lewis

New Support Services – Construction

Professional Services of the School Attorney

20000000

The Services of the school attorney shall be available for contract on 11/1/11

Professional Services of School Attorney

3622.1/133.1

1. The School Board attorney shall review
a. land purchase contracts.

b. construction contracts.

AGENDA SUMMARY SHEET

Enclosure H.4.
October 20, 2003 150

AGENDA ITEM: Board of Education Legislative Resolutions

MEETING DATE: October 20, 2003

DEPARTMENT: Office of the Superintendent

TITLE AND BRIEF DESCRIPTION:

Board of Education Legislative Resolutions

ACTION DESIRED: APPROVAL XX DISCUSSION ____ INFORMATION ONLY

BACKGROUND:

Each year the Board takes a position on Legislative Resolutions. This year there are two new resolutions.

**Millard Public School
School Board Resolutions
2004**

educational program; therefore the funding should be equally shared.

2. School districts should be encouraged to support ongoing maintenance of school buildings; therefore spending and levy restrictions should be removed from the building fund.

13. Technology practices and requirements vary widely across the state. Representation on

[REDACTED]

[REDACTED]

[REDACTED]

[REDACTED]

[REDACTED]

[REDACTED]

[REDACTED]

[REDACTED]

[REDACTED]

[REDACTED]

[REDACTED]

[REDACTED]

[REDACTED]

[REDACTED]

[REDACTED]

SECONDARY SOCIAL STUDIES FRAMEWORK

6th-12th Grade

© 2011 Millard Public Schools

Table of Contents

Preface..... 1
Purpose..... 1
Vision..... 1
Contents..... 1
Millard Educational Program..... 1
Standards..... 2

Individuals Involved in MEP Revision Process..... 3
Millard Education Program Essential Learner Outcomes..... 4
The Importance of a Social Studies Education..... 5

Social Studies Belief Statements..... 7

PREFACE

The following document, the *Secondary Social Studies Curriculum Framework*, will define and

guide secondary social studies curriculum, instruction, and assessment in Millard Public Schools. Materials will be selected in a two-year cycle.

PURPOSE

The purpose of this document is to outline the **Frameworks for Social Studies Education** for grades 6-12 in the Millard School District. This includes the taught, written and assessed district 6-12 Social Studies curriculum.

VISION

The current version of this document is the result of almost seven years of developmental efforts. The world we live in is changing at a rapid pace, and the educational community must continually adjust to maintain alignment with those changes. If we continue to do an excellent job of “educating” future citizens as we have always done, we will be preparing them for a world that no longer exists. We therefore call on all social studies educators and other

THE UNIVERSITY OF CHICAGO LIBRARY

INDIVIDUALS INVOLVED IN THE SOCIAL STUDIES MEP REVISION PROCESS 2002-2003

Rosemary Barta, 6-12 Curriculum Specialist for Social Studies, facilitated/participated in each of the following committees.

6-12 Social Studies Core Committee

Chad Hayes – AMS

Dr. Gary Barta – NMS/admin.

Susan Mehl – Parent

Deb Brannan – BMS

Denny Owens – MNHS

Michael Young – NSCSS

Marge Garagiola – CMS

Kyrie Nehls – MSHS

Larry Starr – NDE

Patty Green – KMS

John Nattermann – MSHS/admin

Mary Lynn Reiser – Assoc. Dir. for

Wayne Crumbley-NMS

Lori Klug – MSHS

Economic Educ., UNO

Linda Ray – RMS

Debra Germany – Parent

University/Parent

Review of Literature Committee

Cherie Curtis – NMS

Pam Norlen – MSHS

Sonya Stejskal – MWHS

MILLARD ESSENTIAL LEARNER OUTCOMES

• CITIZENSHIP • CONSUMER ECONOMICS • FINE AND PERFORMING ARTS • HUMAN RELATIONS

THE IMPORTANCE OF A SOCIAL STUDIES EDUCATION

happens in Indonesia is important to Indiana... We cannot escape each other..."
Dwight D. Eisenhower (1959)

"If you do not want to die together in war, you must learn to live together in peace."

"D... .. field... .. feet... .. this... .. you're... .. depended on more than half the world

[REDACTED]

[REDACTED]

[REDACTED]

[REDACTED]

[REDACTED]

[REDACTED]

[REDACTED]

[REDACTED]

SOCIAL STUDIES PHILOSOPHY STATEMENT

Social Studies, the study of people and the world, encourages the understanding of others as individuals and as members of groups. Knowledge of how the past affects the present establishes foundations for making effective decisions that promote good citizenship for today and tomorrow. As members of a global community, citizens need to demonstrate respect for diversity, commitment to human rights, and an understanding of interdependence.

Approved by Core Committee September, 2002

SOCIAL STUDIES BELIEF STATEMENTS

Social Studies should:

- Examine human relationships past and present.
- Examine human organizations and institutions.
- Examine human interaction with the environment.
- Emphasize the use of communication and technological skills.
- Emphasize the development of cognitive skills.
- Promote informed, responsible, active citizens in a democratic society.

Approved by Core Committee September, 2002

OVERVIEW OF THE 6-12 SOCIAL STUDIES CURRICULUM

Current events will be emphasized throughout the year where appropriate to outcomes and

enablers in all courses.

Sixth Grade

Introduction to world cultures of the eastern hemisphere and the growth of civilization from pre-

Seventh Grade

Pre-European Civilization, European Renaissance, Colonization, Physical Geography, Climate,

SIXTH GRADE SOCIAL STUDIES

from Pre-history through the Middle Ages incorporating geography, history, culture, government and economics. Geography and current events will be included throughout the year.

Outcome 1

Students will understand the social, political, and economic changes of the Middle Ages.

Europe in the Middle Ages

- Feudal System
- Crusades

Empires in Asia

- China
- Japan

Western Africa

- Ghana

Students will demonstrate their knowledge of the study of culture or cultures in the form of a project.

Definition of culture: Culture is the meeting of human needs, interpretation and

response to diversities, the impact of physical and social environments and the contribution and

transmission of language, literature, the arts, customs, values, beliefs and behaviors.

SEVENTH GRADE SOCIAL STUDIES

skills. Students will investigate the physical geography, climate, economy, political systems and demographics of countries in the Western Hemisphere, South Pacific and Western Europe. The importance of current events will be emphasized throughout the year.

Outcome 1

Students will demonstrate their understanding of the relationships of geographical features and

Outcome 2

Students will evaluate how physical, economic, political, and cultural geography (with consideration to current events), affect the lives of people in the countries of the Western Hemisphere and South Pacific.

Academic ELO: 2, 3, 11, 12, 13, 16, 18

Life Skill ELO: 27, 28, 29, 31, 36

State Standard: 8.1.2, 12.2.5, 12.1.1, 8.4.5, 12.4.1, 12.4.2, 12.2.6, 12.4.5, 12.4.4, 12.2.7, 12.2.10

12.1.6, 12.1.7, 12.1.8

Enabler:

Students will compare and contrast location of people and their cultures in identified locations

Cultural Geography as related to the Western Hemisphere, South Pacific and Western Europe

Historical related to explorers and native people

- Language

- Religion

EIGHTH GRADE AMERICAN HISTORY

Curriculum Framework for American History (1776-1914)

appropriate context (not as separate units): Nebraska and Local History and Native Americans (1776-1914).

Outcome 1

Students will possess and demonstrate a chronological perspective of American history from

colonization to 1914

Academic ELO: 3.11, 12, 13, 16, 18, 19, 21

Life Skill ELO: 28, 29, 31, 36

State Standard: 8.1.3, 8.1.4, 8.1.5, 8.1.6, 8.4.1, 8.4.2, 8.4.3, 8.1.7, 12.3.7, 12.4.2, 12.1.1, 12.1.2, 12.1.3, 12.1.4, 12.1.5

International Relations

-

- Political Philosophy and Ideologies

- Important Precedents

Students will understand change over time

English Colonies

- Three different groups of colonies in the new world
- Economic differences

Creating a New Nation

- French and Indian War

- Rural to Urban
- Africa to U.S.
- Latin America to U.S.

Students will understand the rights and responsibilities of citizenship

Human Relations

- Slavery
- Children's Rights
- Women's Rights
- Social History
- Civil Rights
- Culture
- Minority Rights
- Conflict

Students will understand basic economic concepts

Economics and Technology

- Education
- Industrial Revolution: (1830's-1840's and 1870's-1880's)
- Economic Cycles
- Inventions
- Banking
- Labor Movement
- Economic Systems
- Infrastructures
- Technology and productivity

9TH GRADE AMERICAN HISTORY 1914-PRESENT

9th Grade American History (1914-Present) 9 Y 10 Credits

~~**Course Description:** This course continues the concepts started in the eighth grade American~~

History course and begins with the time period of 1914 prior to World War I and continues towards the present.

Outcome 1

Students will identify the relationship between historical events and the following four themes that are stressed in American History After 1914.

1. "The Constitution and U.S. Government" function and impact of the Constitution and the

- State and Local Government

- International Relations
- Lobbyists
- Political Philosophy and Ideologies
- Public Opinion
- Bill of Rights
- Important Precedents
- Amendment Process

Students will demonstrate an understanding of change over time

Human Migration/Immigration

- Immigration from Europe to U.S.
- East to West
- South to north
- Asia to U.S.
- Rural to Urban
- Latin America to U.S.

Students will demonstrate an understanding of the rights and responsibilities of citizenship

Human Relations

- Children's Rights
- Women's Rights
- Social History
- Civil Rights
- Culture
- Minority Rights
- Conflict

Students will demonstrate an understanding of basic economic concepts

Economics and Technology

- Education
- Industrial Revolution: (1830's-1840's and 1870's-1880's)
- Economic Cycles
- Inventions

Students will apply higher level thinking processes to evaluate and analyze primary sources and other resources

Skill Enablers

- Critical thinking skills
- Written communication skills
- Oral communication skills
- Organizational skills

Assessment:

Students will identify the following four themes "The Constitution and U. S. Government"; "Human Migration"; "Human Relations"; and "Economics" in American History by matching historical events to a correct description and appropriately placing these events on a time

WORLD GEOGRAPHY

World Geography

10

Y

10 Credits

Course Description: Today's world is one that is driven by the interrelationships between

(The following text is partially obscured by a thick black redaction bar.)

13

(This section of text is completely obscured by a thick black redaction bar.)

(This section of text is completely obscured by a thick black redaction bar.)

(This line of text is partially obscured by a thick black redaction bar.)

Enablers for Outcome 1 and Outcome 2:

[Redacted text]

[Redacted text]

[Redacted text]

[Redacted text]

- Per capita income

International assistance (type of studies) N.A. E.U. A. E.U.

- G.N.P./G.D.P.
- Free versus protectionist trade

Governmental Systems

- Democracy
- Totalitarianism
- Other Government Systems

Global Relationships

- International cooperation and foreign policy
- Conflict resolution
- U.N., E.U., NATO

Economic, social, political characteristics and consequences

UNITED STATES GOVERNMENT AND ECONOMICS

United States Government and Economics 12 S 5 Credits

Course Description: This course is designed to help students explore the history, structure, and function of the United States government and the economic system. It covers the three branches of government, the role of the courts, and the relationship between government and the economy. Students will also learn about the Constitution and the Bill of Rights.

Programs for students who are interested in a career in government or public administration should consider this course as a requirement.

Enabler:

Students will demonstrate an understanding of the function of the U.S. Constitution and rights and responsibilities of citizenship

- United State Constitution
- Modern Political Systems
- Citizenship

Assessment:

Students will complete a written assignment that connects the U.S. Constitution to selected current events.

Outcome 2

Students will identify and explain the structure and role of (American) government at the federal, state and local levels.

Life Skill ELO: 28, 29, 34, 36

State Standard: 12.3.1, 12.3.2, 12.3.3, 12.3.4, 12.3.5, 12.3.6, 12.3.7, 12.3.12

Enablers:

Students will demonstrate an understanding of the structure and function of the federal government and uniqueness of the Nebraska Unicameral in comparison to other state legislatures

Federal Government

- Politics and the Political Process

- Republican Government
- Role of each branch and level of government

Outcome 3

Students will demonstrate an understanding of the basic principles of America's economic

Academic ELO: 2, 3, 11, 12, 13, 16, 18, 21, 24

Life Skill ELO: 28, 29, 34, 36

State Standard: 12.3.1, 12.3.2, 12.3.3, 12.3.4, 12.3.5, 12.3.6, 12.3.7, 12.3.12

Enabler:

Students will demonstrate an understanding of basic economic concepts

Economics

- Basic Economic Principles
- Economic Systems
- Fiscal and Monetary Policy
- Forms of Economic Enterprise

Consumer Issues - Based on "On Reaching the Age of Majority," by the Nebraska State Bar

...and content areas and/or discussions will be an on-going instructional component in all

WORLD AFFAIRS

Course Description: This is a course in contemporary world events. World Affairs is the study of current events happening in the modern world including historical information explaining why these events are important.

Outcome 1

World Affairs students will be able to identify the common issues facing the world community by analyzing those issues and creating alternative solutions.

Academic ELO: 1, 3, 11, 12, 13, 16, 18, 19, 21

Life Skill ELO: 27, 28, 36

State Standard: 12.2.10, 12.4.1, 12.4.2, 12.4.5, 12.4.3, 12.4.6

Enabler:

Students will analyze problems facing the world communities and interpret current events and their relationship to global interdependence based on geography, economics, and historic and governmental factors including:

Middle East

20th Century Historical Perspective

- Religious, Political Tensions
- Palestinian Autonomy
- Prospects for the Future

Russia, USSR, CIS

20th Century Historical Perspective

- Mindset (who and why)
- Types
- National and international
- Media coverage
- Impact (psychological and economic)

Outcome 2

World Affairs students will develop an understanding of current world events by identifying the various regional problems facing the world today, analyzing historical background, understanding the current situation, and evaluating their implications to the future.

Academic ELO: 1, 3, 11, 12, 13, 16, 18, 19, 21

Life Skill ELO: 27, 28, 36

State Standard: 12.2.10, 12.4.1, 12.4.2, 12.4.5, 12.4.3, 12.4.6

Materials Menu: Due to the nature of this course, textbooks are not considered to be the ideal learning tools. Expensive textbooks would not stay current and, consequently, would not meet the outcomes of this course.

Alternatives to textbooks are:

Close Up Foundation Current Issues

Periodical subscriptions

Geography and map skills software, and periodic updates

Classroom sets of periodicals

Teacher resource materials

Videos, CNN access

WORLD RELIGIONS**World Religions****11/12****S****5 Credits**

Course Description: This course is an introduction to different religions in the world. It will cover Hinduism, Buddhism, Christianity, Islam, and Judaism. The course will help students understand the basic tenets of the major religions of the world, as well as try to develop an

appreciation of the complex history of each religion through studying such primary sources as the Vedas, the Sutras, the Torah, the Bible and the Koran.

Course Rationale: Students will begin to appreciate the complex history of each religion through studying such primary sources as the Torah, the Bible, and the Koran. Speakers of different religious sects will be invited from the community so students will have a firsthand experience. This course, in itself, illustrates the practice of the First Amendment - freedom of

Assessments for Outcome 1 and 2:

Students will successfully complete the following assessments-

1. Test of basic beliefs and terminology relating to religion(s)
2. Essay answering the "eternal" questions

4. Presentation

Outcome 2

The learner will develop an objective perspective toward other religious beliefs and practices

The Muslim Tradition

- Historical background
- Concepts, dogma and tenets
- Community speakers

Current Events: In an effort to provide our students with knowledge of our ever-changing world, current event topics and/or discussions will be an on-going instructional component in all social studies courses where there is a course content match. Students will be encouraged to participate in classroom discussions and/or debates with teacher direction that are representative of “both sides” of an issue or event.

Materials Menu:

Recommended text for purchase:

Living Religions. Prentice Hall, 2002.

Additional Reference Materials:

World Religions by Warren Matthews (West Publishing)

A History of Religions by John Noss (MacMillan)

The World's Wisdom, by Phillip Novak, Harper San Francisco, 1994 (class sets of “primary sacred readings” in paperback form)

Religion on File by World Eagle

The Long Search by Ambrose (series of topical religion videos)

World Religions by Warren Matthews (West Publishing)

WORLD HISTORY

Course Description: World History traces humanity's struggle to survive and create civilizations through the study of anthropology and the development in religion, government, science, commerce, philosophy and the arts.

Outcome 1

Students will analyze the contributions of classical civilizations and their impact on the modern world.

Academic ELO: 1, 2, 3, 11, 12, 13, 16, 18, 19, 21

Life Skill ELO: 27, 28, 29, 31, 36

State Standard: 8.2.1, 8.2.3, 12.2.1, 12.2.2, 12.2.3, 12.2.4, 12.2.11, 12.2.5, 12.2.7, 12.2.8

12.2.9, 12.2.10

1. The ... of the ... of ...

which is both their strength & weakness)

- Map reading skills
- Ability to analyze primary historical documents
- Research skills using traditional and electronic methods of accessing information.
- Verbal and written communication skills.
- Cooperative learning skills.
- Organizational skills
- Time management skills
- Ability to design visual aids that enhance presentations and/or papers.

Assessment:

Students will create a presentation on the contributions made by a past civilization on the modern world.

Current Events: In an effort to provide our students with knowledge of our ever-changing

ADVANCED PLACEMENT® EUROPEAN HISTORY**Advanced Placement® European History****11/12****Y****5 Credits**

factual knowledge necessary to analyze historical evidence in relation to the principle themes (social, cultural, political and economic) in European history (1450-Present). The course is intended for motivated students who wish to complete studies in high school equivalent to college introductory courses in European History. Completion of this course will prepare students to take the national College Board Advanced Placement® exam in European History.

Outcome 2

Students will analyze the results and significance of trends and movements through the analysis of European History.

Academic ELO: 1, 2, 3, 11, 12, 13, 16, 18, 19

Life Skill ELO: 27, 28, 29, 31, 36

State Standard: 12.2.9, 12.2.10, 12.2.1, 12.2.2, 12.2.8, 12.2.3, 12.2.4, 12.2.7, 12.1.2, 12.3.3, 12.3.5, 12.2.11, 12.4.5, 12.4.16, 12.1.6, 12.1.7, 12.1.8, 12.4.7, 12.1.9

Enablers: See below

Assessment:

Student evaluative exercises based on AP® European History questions.

Religious Wars

- French wars of religion
- 30 Years War

Constitutionalism vs. Absolutism

- Glorious Revolution
- Louis XIV

Scientific Revolution

- Scientists and political theorists

The Old Regime

- Social Structure
- Agricultural Revolution
- Industrial Revolution

Empire, War, Colonial Rebellion

- American Revolution
- Mid 18th Century Wars

Enlightenment

- Philosophy
- Enlightened Absolutism

French Revolution

Napoleon

Romanticism, Restoration, Reaction & Reform

Responses to Industrialization :

Marxism and socialism

- 1848 Revolution

Age of Nation-States

- Italian Unification
- German Unification

Society & Politics to WW I

- Second Industrial Revolution
- Women's Experiences
- Labor, socialism and politics

Modern European Thought

- Science
- Philosophy

Imperialism, Alliances and War

- Colonialism
- WW I
- Russian Revolution

Inter war Period

- 1920's/Stalinism
- 1930's/Depression

WWII

Cold War

Emergence of New Europe

Skill Enablers:

- Map reading skills
- Ability to analyze primary historical documents

- Verbal and written communication skills.
- Cooperative learning skills.
- Organizational skills
- Time management skills
- Ability to design visual aids that enhance presentations and/or papers.

Assessment:

Students will complete an oral or written analysis of selected outside readings.

ETHNIC STUDIES

Ethnic Studies

10/12

S

5 Credits

Course Description: Ethnic Studies is a historical and cultural study of the major ethnic groups that make-up our pluralistic society in the United States.

Course Rationale: Our culture is changing. The people of the United States are not

completely "melted together." Differences in ethnicity and race continue. Immigration is still occurring in this country. In fact, it has been on the increase because the Immigration Act of 1990 increased our annual quota of legal immigrants. By 2050, it is estimated that 50% of the

Outcome 2

Outcome 2: The following issues will be covered: history, culture, and current status

The following issues will be covered: history, culture, and current status

Immigration

- Historical patterns of immigration
- Illegal immigration
- Legislative acts relating to immigration i.e. official discrimination policies
- Assimilation and acculturation
- Pluralism-- (“melting pot, salad bowl” issues)
- Immigration Impact

Injustice, (Introduction—Civil Rights)

- Stereotyping
- Definition of race & ethnicity
- Discrimination
- Ethnocentrism
- Bigotry
- Racism
- Minority
- Prejudice
- Collusion
- Scapegoating
- Oppression & Persecution
- Diversity
- Tolerance/Intolerance
- Categorization
- Value
- Affirmative Action

Current Events: In an effort to provide our students with knowledge of our ever-changing world, current event topics and/or discussions will be an on-going instructional component in all social studies courses where there is a course content match. Students will be encouraged to

“Era of Segregation”
“Names Can Really Hurt Us”
“Persistence of Racism”

“Stereotyping/Master Race”
“Not in Our Town”

References

Peoples of North American Book Set

“Interracial American”
“Hispanic-American Experience” CD Rom
“Race Relations”
“Discrimination”
“Minorities”
“Native American Rights”

LAW STUDIES

Law Studies

11/12

S

5 Credits

Course Description: Law Studies is an academic and community oriented course designed to give the student an introductory look at the field of law and our criminal justice system.

Outcome 1

Students will describe civic responsibilities, rights and privileges under the law and show how

the concept of "due process" applies through the legal system.

Academic ELO: 1, 2, 11, 12, 18

Students will understand the Bill of Rights-constitutional issues as they relate to the

- Ex Post Facto

Students will explore the legal profession

- Court Structure

Students will understand concepts of juvenile law

- "In Re Gault" (Extended procedural due process to juveniles)
- Delinquency
- Dependent children
- Petitions vs. Indictments
- Compare terminology between adult and juvenile justice system
- "Parens Patriae" (right of state to act on behalf of parents)
- Waiver process
- Status Offenders

Students will understand the concepts of corrections/death penalty

- Comparisons of maximum, minimum security
- Good time program
- Probation, parole, other alternatives

- Appeals process as it relates to executions

Current Events: In an effort to provide our students with knowledge of our ever-changing world, current event topics and/or discussions will be an on-going instructional component in all social studies courses where there is a course content match. Students will be encouraged to

Students will demonstrate knowledge of the skills and course content on essay tests, book analysis, research writing and structured discussions

Outcome 3

Students will describe and discuss the major influences (global, political, social & economic), which have shaped our nation.

Academic ELO: 1, 2, 3, 11, 12, 13

Life Skill ELO: 27, 28, 34, 36

State Standards: 1, 2, 3, 11, 12, 13, 14, 15, 16, 17, 18, 19, 20, 21, 22

Assessment:

Students will demonstrate knowledge of the skills and course content on essay tests, book analysis, research writing and structured discussions.

The Meeting Of Cultures

- America Before Columbus
- Europe Looks Westward
- The Arrival of the English

The English "Transplantations"

- The Early Chesapeake

- Caribbean Colonization
- The Growth of New England
- The Restoration Colonies
- The Development of Empire

Life In Provincial America

- The Colonial Population
- The Colonial Economy
- Patterns of Society
- The Colonial Mind

The Empire Under Strain

- The Loosening of Ties
- The Struggle for the Continent
- The New Imperialism
- Stirrings of Revolt
- Cooperation and War

The American Revolution

- The States United
- The War for Independence
- War and Society
- The Creation of State Governments
- The Search for a National Government

The Constitution And The New Republic

- Framing a New Government
- Federalists and Republicans
- Establishing National Sovereignty

The Development of the Republic

The Jeffersonian Era

- The Rise of Cultural Nationalism

- Sectionalism and Nationalism

The Rise of Sectionalism

Jacksonian America

- The Rise of Mass Politics
- "Our Federal Union"
- The Removal of the Indians

The Rise of Mass Politics

The Rise of Mass Politics

The Conquest Of The Far West

- The Societies of the Far West

- The Changing of the Western Economy
- The Dispersal of the Tribes

Industrial Supremacy

- Sources of Industrial Growth

The Great Depression

- The American People in Hard Times
- The Ordeal of Herbert Hoover

The New Deal

- Launching the New Deal
- The New Deal in Transition
- The New Deal in Disarray
- Limits and Legacies of the New Deal

The Global Crisis, 1921-1941

- The Diplomacy of the New Era
- Isolationism and Internationalism
- From Neutrality to Intervention

- War on Two Fronts

The Age Of Limits

- Politics and Diplomacy After Watergate
- The Rise of the American Right

Beyond The Cold War

- America and the Waning of the Cold War
- Modern Time

Skill Enablers:

- Research skills using traditional and electronic methods of accessing information

INTRODUCTION TO BEHAVIORAL SCIENCES

Introduction to Behavioral Sciences

10/12

S

5 Credits

disciplines of anthropology, sociology, and psychology with an emphasis on the scientific research methods.

Enablers:**Students will be able to identify changes in culture and family life**

Demographics of American Family today and how it has changed

- Family norms - two parents vs. one parent
- Pace of life
- Psychological - impact of two parents working

- Changing roles in family
- Child raising - historical perspective to present
- Noted authorities in the fields of Sociology, Psychology, and Anthropology

Outcome 4

Students will analyze adolescent behavioral issues from the Anthropological, Sociological, and Psychological viewpoints.

Academic ELO: 1, 2, 3, 12, 16, 17, 18, 19, 22, 23, 24

Life Skill ELO: 27, 28, 29, 33, 35, 36, 37

State Standard: 12.2.11, 8.3.7, 8.3.8, 12.4.5, 12.4.3, 12.4.4, 12.4.5, 12.4.6, 12.3.5

Enablers:**Students will analyze the adolescent stage of growth**

Adolescence

- Stages of development in adolescence
- Adolescent behavior issues (using such examples as eating disorders, depression, stress) as seen through Anthropology, Sociology, and Psychology

Assessment for Outcomes 1, 2, 3 and 4:

Students will demonstrate through a presentation (oral/written) the causation of _____

from a behavioral science perspective. (Students may wish to include _____)

SOCIOLOGY

Sociology

11/12

S

5 Credits

Course Description: This course is an introduction to the study of group behavior and social interaction. The class will analyze the structure, values and function of groups in our society. The units of study include introduction to sociology, socialization, family, aging, death and

...ing education and research ...

Course Rationale: Sociology is the study of the behavior of people in groups. Students completing this introductory course will have a new appreciation for culture, the nature and functions of social institutions, socialization, social change, and social problems. Through reviewing sociological research, sociology equips students to take a scientific view of human behavior and social institutions. ...

Aging/Gerontology

- Terms associated with aging - Ageism, Senility, Primary and Secondary Aging, Sandwich Generation
- Social and Psychological Problems Facing the Elderly
- Solutions

Death and Dying/Thanatology

- Kubler-Ross and Grieving Stages

- Hospice Movement
- Organ Donation
- SIDS
- Suicide

Education

- Function and purpose of education
- Status of education today
- Statistics
- Issues

Assessment:

Utilizing the research tools of the Behavioral Sciences, students will demonstrate an understanding of a social issue through a differentiated student project.

PSYCHOLOGY

Psychology

11/12

S

5 Credits

Course Description: This course covers the history and development of psychology, the scientific method, and the study of behavior, cognition, and emotion.

Prerequisites: None

Outcome 2

~~_____~~

Academic ELO: 1, 2, 3, 9, 15, 16, 17, 19, 21, 22, 23, 24

Life Skill ELO: 27, 28, 29, 31, 33, 35, 36, 37

State Standard: 12.4.5, 12.4.3, 8.4.2, 8.2.2, 12.2.6, 12.1.4, 12.1.8, 12.1.12, 12.1.14

Enablers: See below

- Humanistic Perspective
- Social Cognitive Perspective
- Behavioralistic Perspective

Abnormal Psychology

- Introduction to DSM IV (Categories of Mental Illness)
- Therapies
- Psychoanalytical
- Humanistic
- Social Cognitive
- Behavioralistic
- Psychobiological

ADVANCED PLACEMENT® PSYCHOLOGY

Advanced Placement® Psychology

11/12

S

5 Credits

Course Description: The purpose of the Advanced Placement® course in Psychology is to introduce students to the systematic and scientific study of the behavior and mental processes of human beings and other animals. Students are exposed to the psychological facts, principles, and phenomena associated with the major subfields within psychology. They also

Outcome 3

The learner will analyze the cognitive interplay of memory, learning, thinking and language.

Academic ELO: 1, 2, 3, 9, 15, 16, 17, 19, 21, 22, 23, 24

Life Skill ELO: 27, 28, 29, 31, 16, 33, 35, 36, 37

Enablers: See below

Assessments:

Students will complete written and oral comparisons of long and short-term memory
Students will complete a written and oral analysis of the influence of language on thought.

Enablers for Outcome 1, 2 and 3:

Students will understand and apply concepts of the scientific study of behavior

Students will understand and apply concepts of the scientific study of behavior

Motivation and Emotion

- Major theories of motivation
- Interaction of biological and cultural factors in the development of motives
- Role of values and expectancies in determining choice and strength of motivation
- Physiological, affective, cognitive, and behavioral aspects of emotions and the

ADVANCED PLACEMENT® MACRO ECONOMICS

Advanced Placement® Macro Economics

11/12

S

5 Credits

Course Description: Advanced Placement® Macro Economics is a one-semester course detailing the principles and methods of understanding a mixed economic system. Prerequisite skills include the ability to read and comprehend mathematical and algebraic principles, as well as primary documents, texts and graphical analyses. AP® Macro Economics topics are highly sequential and require disciplined attendance and study habits. Economic topics include

Enablers: See below

Assessments: See below

Outcome 2

They will use competing economic models to describe and analyze the economic problem or

Enablers for Outcomes 1, 2, 3, and 4:

Students will understand and apply economic concepts and principles-Basic Economic Concepts

- Scarcity; the nature of economic systems
- Opportunity Cost and Production Possibilities

- Specialization and comparative Advantage
- The functions of any economic system (what, how and for whom to produce)
- Scarcity, Choice and Cost
- Allocative & Technical Efficiency
- Rational Choice: $MC=MSB$
- Normative vs. positive economics statements

Students will apply concepts of product markets-The nature and functions of product markets

- Price and quantity determination
- Basic manipulation of supplies and demand, including ceilings and floors.
- Elasticity
- Determinates of Supply, and Demand
- Change in Demand/Supply vs. a change in Q_d/Q_s
- Factors causing a change in Demand and Supply.
- Ceilings and Floors and Affects
- Elasticity
- Calculations
- Interpretation
- Relationship with Total Revenue

Students will demonstrate performance of economic measurement-Measurement Economic Performances

- Gross domestic product, national income concepts
- Inflation and price indexes
- Unemployment
- Macro Trilogy
- Circular Flow
- GDP: Income and Expenditures Approach
- Price Levels

- Discretionary policy
- Non-discretionary policy
- Problems of fiscal policy
- Aggregate expenditures
- Marginal Propensity to Consume
- Multiplier Effects ($m = 1/1-mpc$)
- Fixed Price Level Model (Keynesian) and Price Flexible Model (AS/AD Model)

Students will apply concepts of the classical and Keynesian theories

Students will synthesize policies of money and banking

- Money and Banking
- Definition of Money
- Tools of the central bank policy
- Monetary Policy
- Bank Operations
- Deposit Multiplier ($1/rr$)
- FED operations
- Monetary Policy and AD

Students will explore controversies of macroeconomics

- Controversies in Macro Economics
- Rational Expectations
- Monetarist vs. Keynesian
- Monetary vs. Fiscal Policy
- Inflation

Students will demonstrate an understanding and apply concepts of economic growth

- Economic Growth
- Rational Expectations
- Monetarist School
- Deficits and Crowding Out

- Phillips Curve Analysis

Assessments (Formative & Summative) for Outcomes 1, 2, 3, and 4:

Students will complete the following through the context of the course as recommended by the

College Board:

1. Summative: problem sets
2. Summative: objective examinations
3. Summative: analysis of contemporary issues, problem, or historical problems
4. Summative and Placement: Advanced Placement[®] Macro Economics
5. Formative: AP/IB Exercises (~~practice exercises independent practice~~)

6. Formative: text study guide questions

DIFFERENTIATION STATEMENT

Students regardless of ability or background enroll in Social Studies courses to acquire the

knowledge and skills to be productive citizens. The use of differentiation allows each student

AGENDA SUMMARY SHEET

AGENDA ITEM: ESU#3 Contract for Supplemental Services: Internet Filtering

MEETING DATE: 20 October 2003

DEPARTMENT: Technology Division

TITLE AND BRIEF DESCRIPTION: ESU#3 Contract for Supplemental Services:
Internet Filtering

ACTION DESIRED: Approval X

EXECUTIVE SUMMARY: Internet access is provided the Millard Pubic Schools

CONTRACT FOR SUPPLEMENTAL SERVICES

**Data & Networking
2003-2004**

Contract #

Invoice # _____

Educational Service Unit No. 3, hereinafter referred to as **ESU #3**, proposes to furnish supplemental services pursuant to 79-2201 et seq. R.R.S. 1043 to the **Millard School District, Douglas County,**

Nebraska, hereinafter called the **School** for the 2003-2004 school year. This Agreement is subject to the

AGENDA SUMMARY SHEET

AGENDA ITEM: _____ Food Service Management Contract

MEETING DATE: October 20, 2003

DEPARTMENT: Business

TITLE & BRIEF
DESCRIPTION:

Food Service Management Contract

AGENDA SUMMARY SHEET

MEETING DATE: October 20, 2003

DEPARTMENT: Human Resources

ACTION DESIRED: Approval

BACKGROUND: Personnel items: (1) New Hires, (2) Resignations

OPTIONS & ALTERNATIVES: NA

RECOMMENDATION: Approval

STRATEGIC PLAN REFERENCE: N/A

IMPLICATIONS OF ADOPTION
OR REJECTION: N/A

TIMELINE: N/A

RESPONSIBLE PERSON: Dr. Kirby Eltiste

APPROVED: *K. Eltiste*

October 13, 2003

TEACHERS RECOMMENDED FOR HIRE

Recommend: the following teachers be hired for the 2003-04 school year:

1. Julie Hanus – Step 1, BA – Augustana College, Sioux Falls, SD. Title I Preschool Teacher at Morton Elementary School.


Obtain Standardization Step 6, BA – College of St. Mary, Title I Teacher (500%) at Morton



Elementary School. Previous experience: teacher, St. Thomas More School, Omaha, NE (1982 – 2003).

3. Kathryn Tucker – Step 11, BA +36 – University of Nebraska at Lincoln. Fifth grade teacher at

1982-1983, 1984-1985, 1986-1987, 1988-1989, 1990-1991, 1992-1993, 1994-1995, 1996-1997, 1998-1999, 2000-2001, 2002-2003



October 13, 2003

RESIGNATIONS

1. Anthony Weber – Currently on a leave of absence (6th grade at Kiewit Middle School). He is resigning for personal reasons. Resignation is effective September 30, 2003.
2. Kelly Smith – Fourth grade teacher at Aldrich Elementary School. She is resigning to relocate with her husband to South America. Resignation is effective October 15, 2003.

Flanagan

K 1 2 3 4 5

Cap Total Class Class Seat

Abbott

(3 unit) 78 85 67 75 78 79

462 -1 24 438

	K	1	2	3	4	5	Self Cont	Total	Current Change	YTD Change	Official 9/02 Enrollment	Class Size Size W/out SES
Disney	20	17	22	17	24	18	6					
	21	18	21	18	24	18	5					
		19		18								

Current YTD Official 9/02

Self Cost

Total

Current Charge

YTD Charge

Official 9/02 Forecast

Class Size Size W/out 2008

AGENDA ITEM: Investment Report

MEETING DATE: October 20, 2003

DEPARTMENT: Business

TITLE & BRIEF DESCRIPTION: Investment Report – A report of the current investments and investment practices of the district.

BACKGROUND:

Attached is the Quarterly Investment Report for the period ending September 30, 2003.

OPTIONS AND

AGENDA SUMMARY SHEET

Enclosures I.3-I.6.
October 20, 2003 241

Meeting Date: 10/20/03

Department: Planning, Evaluation & Information Services

Title and Brief Description:

In 2002-03, a "Program Evaluation Review Committee" was put in place for the purpose of reviewing and approving selected evaluation reports on district programs. In September, 2003, this committee met and approved the evaluation of:

1. Middle School Montessori

3. Middle School Alternative Program
4. South High Information Technology Mini-Magnet

Action Desired: Approval Discussion Information Only

Background: This committee was formed so that individuals other than the evaluators and the program staff would have input on evaluation. The committee will review and

Program Evaluations: Middle School Montessori, New Frontier, Middle School Alternative Program, and Information Technology Mini-Magnet

Background

The Board of Education has established a committee to evaluate the following programs:

[REDACTED]

assessing the costs, utilization, and effectiveness of several programs currently being implemented. Strategic planning parameters also call for a cost-benefit analysis of new and existing programs.

The four programs chosen for evaluation review by the committee are:

Summary of Findings

The full reports give results in detail. The following table is a brief summary of findings.

		Costs		
			Total	

Montessori	53 students in	Additional \$1,327	\$70,000	Achievement results are mixed
------------	----------------	--------------------	----------	-------------------------------

AGENDA SUMMARY SHEET

AGENDA ITEM: Program Evaluations, Review Committee Process

Meeting Date: 10/20/03

Department: Planning, Evaluation & Information Services

Title and Brief Description: I-2003-02 - [REDACTED]

Program Evaluations: Middle School Montessori, New Frontier, Middle School Alternative Program, and Information Technology Mini-Magnet

The Board and the Superintendent have charged the Program Evaluation Review Committee with assessing the costs, utilization, and effectiveness of several programs currently being implemented. Strategic planning parameters also call for a cost-benefit analysis of new and existing programs.

The four programs chosen for evaluation review by the committee are:

1) Montessori Middle School

Year 4: Program Evaluation Report, Montessori Middle School Program

In the 2002-03 school year, the Montessori Middle School Program completed its fourth

year of operation. The Montessori program was added into the 6th grade at Central Middle

School in the 1999-2000 school year. The table below provides the number of students at each

57

10. The 2002-2003 *TerraNova* standardized achievement data for the 6th and 7th grades will be used in this evaluation (NCE mean scores and standard deviations from the *TerraNova* are analyzed). NCE scores are norm-referenced scores similar to percentiles, but have the added property of being “equal interval”. Middle schools administer the *TerraNova* in the spring

(April).

TerraNova Achievement Results

The current data are from the 2002-03 school year; the results compares the 6th and 7th grade Montessori students to the other students in the district. This comparison with the district

) favoring the Montessori program students (effect size between .3 and .8), and social studies showed a “large” effect (greater than .8).

The following information is based on the 7th grade Montessori students, compared to the

The 7th ...

These next two tables show cohort data for the Montessori students and the district...

most recent two years of *TerraNova* data.

Montessori Cohort data 6th grade 2001-02 and 7th grade 2002-03 (*TerraNova* NCE averages)

	READ. 2001-02	READ. 2002-03	MATH 2001-02	MATH 2002-03	LANG. 2001-02	LANG. 2002-03	TOTAL 2001-02	TOTAL 2002-03
Montessori 6th Grade 2001-02	66.13		66.70		69.65		68.96	
	16.73		15.09		18.05		16.00	
7th Grade 2002-03		69.58 (+)		66.21 (-)		64.95 (-)		68.68 (-)
		18.01		11.68		18.79		16.42

	SCIENCE 2001-02	SCIENCE 2002-03	SOC STDY 2001-02	SOC STDY 2002-03
Montessori 6th Grade 2001-02	67.52		66.25	

ELO Results, 7th and 8th grade Students

The following charts and tables show summative results for 7th and 8th grade students.

--

--

2002-03 7th Grade ELO Data Percent Mastery

ELO 7th Grade	N	Mastered Reading		Mastered Writing		Mastered Math	
Montessori	22	21	95.5%	20	90.9%	22	100%

*N for math=1568, reading=1571, and writing=1577

7th Grade ELO Data 2002-03

ELO 7th Grade	N	Raw Scores	Reading	Writing	Math
Montessori	22	Mean	55.14	59.64	52.41
		SD	9.74	8.47	7.20

ELO 8th Grade	N	Mastered Science	Mastered Social Studies
Montessori	14	14 (100%)	14 (100%)

8th Grade ELO Data 2002-03

ELO 8th Grade	N	Raw Scores	Science	Social Studies
Montessori	14	Mean	70.07	60.07

2002-03 8th Grade Mean Differences Analysis

ELO 8th Grade	N		Science Score	Social Studies Score
------------------	---	--	------------------	-------------------------

The two tables below compare these Montessori students to the district on the 9th grade

reading comprehension ELO. Thirteen out of the fourteen (92.86%) Montessori students passed

Cost Analysis

The final piece of this evaluation is an analysis of costs. The analysis is based on the

students that Montessori program (50 students) and the other 100 students in the

Central Middle school for the 2002-03 school year. The Montessori students take all of their

your classes (language, math, science, and social studies) from the Montessori program.

Based on Actual Salaries

	N of teachers	Teacher Salaries	Number of Students	Cost per Student	Difference
Central Core Classes	32	\$1,804,240.00	793	\$2,275.21	
Montessori	3.5	\$185,500.00	53	\$3,500.00	+\$1,326.00

Based on using \$53,000 per Teacher Salary

	N of teachers	Teacher Salaries	Number of Students	Cost per Student	Difference
Central Core Classes	32	\$1,696,000.00	793	\$2,138.71	
Montessori	3.5	\$185,500.00	53	\$3,500.00	+\$1,361.29

In both cases, the difference in costs shows a higher figure for the Montessori program – about \$1,327 more per student using actual costs and about \$1,361 more per student using the average salary/benefit figure. Across the 53 students, this equates to approximately an additional \$70,000 to \$72,000 per year to run the Montessori program.

This difference is due to the staff-to-student ratio. The 793 Central Middle school

The difficulty in maintaining numbers in the program is demonstrated in the table on page 1 of this report. Over a 3-year time span, one cohort dropped from 20 to 17 students (a 15% reduction) and another dropped from 25 to 14 students (a 44% reduction). Averaging across these two cohorts yields an expected loss of about 30% from 6th to 8th grades, if no new students are added. This would predict that the 6th grade class of 2002-03, with only 17 students

would reduce down to about 12 students by 8th grade. Given the actual enrollment within the

community, it would not be reasonable to expect a group of 40 to 60 families to stay put and

We have one group of students (14 still in the district) who have completed three years of

the program and have now completed ninth grade. Data on this small sample suggest that

TerraNova, and on the ninth grade ELO program. So there appears to be no evidence, at this

The Appendix contains the following information:

- 6th grade 2000-01 *TerraNova* Mean NCE and Standard Deviations for the following sub-tests: Reading, Language, Math, Science, social Studies, and Total Score.
- 6th grade 2001-02 *TerraNova* Mean NCE and Standard Deviations for the following sub-tests: Reading, Language, Math, Science, social Studies, and Total Score.
- 6th grade 2002-03 *TerraNova* Mean NCE and Standard Deviations for the

Appendix

6th Grade 2000-01 Data

<i>TerraNova</i> 6th Grade	N	NCE Scores	Reading	Language	Math	Total score	Science	Social Studies
-------------------------------	---	---------------	---------	----------	------	----------------	---------	-------------------

7th Grade 2000-01 Data

TerraNova	NCF			Total	Social
-----------	-----	--	--	-------	--------

7th Grade ELO Data 2000-01

ELO 7th Grade	N	Raw Scores	Reading	Writing	Math
------------------	---	---------------	---------	---------	------

New Frontier Program Evaluation

Overview

This year marked the completion of the fifth year of the New Frontier program at South

High. This program began in the 1998-99 school year, with a focus on students who had been predicted as being "at risk" of dropping out or of not being successful in high school. The predictive profile of students considered "at risk" is that they are failing classes, exhibiting

behavior problems in school, having attendance problems and/or having difficulty getting to school or class on time. The program was designed as a 2-year, 9th and 10th grade intervention

for the identified students. New Frontier typically serves 50 to 55 students at the start of the year.

The program teaches the students core skill and “target” behaviors. These target behaviors are:

relations, and eliminating truanancies. Core skills are skills which foster successful communication with others in and outside of class.

New Frontier Evaluation, July 2003

Study 1: Matched comparisons of students in the program in both 2000-01 and in 2001-02 with similar non-program students.

New Frontier "Study 1" is designed to allow the possibility of inferring program effects. It involves comparing students in the program with similar "at risk" students who declined

Schqql year _____ 2000.01 | 2000.01 | 2001.02 | 2001.02 | 2002.03 | 2002.03

The data on student grades for the 2002-03 school year indicate that the New Frontier students had a slightly higher percent of "Cs or better" compared to the non-program students (not significant). This pattern has been consistent over the past three years. The 2002-03 data

declined from 60% to 50% "C or better" over the last three years.

10th Grade Math ELO

School year	New Frontier	Matched Student
Grade level of students	11th	11th
10 th Math ELO # Mastery	7 (63.6%)	14 (87.5%)
10 th Math ELO # Non-Mastery	4 (36.4%)	2 (12.5%)
10 th Math ELO Mean Score	42.55	42.31
SD	8.72	6.66

The data for the 10th grade math ELO indicates that the non-program students had a higher percent of students (87.50%) meeting the cut score, compared to the New Frontier students (63.63%); however, this difference is not statistically significant.

10th Grade AWA ELO

School year	New Frontier	Matched Student
Grade level of students	11th	11th
10 th AWA ELO # Mastery	10 (90.9%)	16 (100%)
10 th AWA ELO # Non-Mastery	1 (9.1%)	0 (0.0%)
10 th AWA ELO Mean Score	65.99	67.95
SD	6.77	4.86
Effect Size	-0.4033	

11th Grade Science ELO

School year	New	Matched
-------------	-----	---------

[Redacted]

[Redacted]

[Redacted]

[Redacted]

[Redacted]

Study 2: Students in New Frontier and a comparison group of 10th grade students (2002-03)

effects. It involves comparing students in the program with similar “at risk” students who declined participation in the program. In the spring of 2000-01, there were forty-two 8th graders invited to enroll in the New Frontier program. Fifteen parents and their students chose NOT to

Attendance

School year	2001-02 New Frontier	2001-02 Matched	2002-03 New Frontier	2002-03 Matched
-------------	-------------------------	--------------------	-------------------------	--------------------

Achievement/Grades

School year	2001-02 New Frontier	2001-02 Matched Student	2002-03 New Frontier	2002-03 Matched Student
Grade level of students	9th	9th	10th	10th
Percentage of Cs or better	65.35%	70.53%	60.58%	48.07%
Percentage of either Ds or Fs	34.65%	29.47%	39.42%	51.93%
SD (proportion)			.31196	.29877
Effect Size			0.4008	

In 2002-03 the New Frontier students had a higher percent of C or better. In the 2001-02 school year, the comparison group had a higher percent of C or better, compared to the New Frontier students. The 2002-03 difference was not statistically significant, but did have a “medium” size effect, favoring students in the program.

9th Grade Reading Comprehension ELO

School year	2001-02 New Frontier	2001-02 Matched Student

10th Grade Math ELO

School year	2002-03 New Frontier	2002-03 Matched Student
Grade level of students	10th	10th
10 th Grade Math # Mastery	12 (57.1%)	8 (72.7%)
10 th Grade Math # not mastered	9 (42.9%)	3 (27.3%)
10 th Grade Math Mean Score	32.35	36.36
SD	9.00	10.14
Effect Size	-0.3955	

The percent of the matched students passing the math ELO was higher than the rate for the New Frontier students. This difference is not statistically significant.

10th Grade AWA ELO

School year	2002-03	2002-03
-------------	---------	---------

Indicator from 8 th Grade ("Pre-Data")	In New Frontier	Not in Program
Behavior Infractions per student	6.13	2.68

Behavior

School year	2002-03 New Frontier	2002-03 Matched Student
Grade level of students	9th	9th
Behavior infractions	240	124
Average # of infractions per student	10.00	4.43
SD	8.71	6.22
Effect Size	0.8965	

The average number of behavior infractions per New Frontier student is double the

number of infractions for the comparison group. This mean difference in behavior infractions is

Attendance

School year	2002-03 New Frontier	2002-03 Matched Student
Grade level of students	9th	9th
Average # of days missed per student	20.58	20.79
SD	10.71	24.02
Effect Size	-0.0084	
Average # of tardies per student	23.29	14.79
SD	26.68	13.18

The New Frontier students have slightly higher percent of C or better grades compared to the comparison group. Although the difference is not statistically significant, the New Frontier students are receiving a grade of a C or better in about 9 classes per student and the comparison

Study 4: Students in the program in both 1999-00 (9th grade) and in 2000-01 (10th grade)

New Frontier "Study 4" examines students who started the program as 9th graders in

**Comparison of Program Students
with South High Population: Behavior Indicators**

In lieu of a matched comparison, these program students are compared to the South High population, for descriptive purposes.

Program Students

School Year	1999-00	2000-01	2001-02	2002-03
Student Status	1 st Year NF Program	2 nd Year NF Program	1 st Year post - program	2 nd Year post - program

**Comparison of Program Students with
South High Population Attendance Indicators**

The table content is almost entirely obscured by heavy black redaction bars. Only a few faint lines and a small portion of text are visible, but no data or specific column headers can be discerned.

significant reduction in the gap. The ratio of the suspensions in the program students, compared to the South High population increased from year 1 to year 3 (that is, program students had relatively more suspensions for the first three years), but then decreased in 2002-03 to a level

came more in line with the population data. Overall, the program absences, tardies, and

program and South High students over four years has ranged from about 9 percentage points to 25 percentage points, with no consistent trend.

personnel factors on which the program and South High differ. Other educational costs would be assumed to be comparable.

Based on the above estimates (assuming other factors are comparable), the staffing costs to run the New Frontier program are 1.66 times the cost of educating the South High population.

The actual cost per student difference is \$2,204, which is equivalent to \$102,588 in increased

cost across the 47 program students.

Summary/Conclusions

Summary of Effect Sizes*

Study 1	
-0.3531	Behavior Infractions
-0.1695	Absenteeism
	Tardies
-0.6628	Suspensions
0.01072	Grades
-0.2191	Reading ELO
0.03604	Math ELO
-0.4033	AWA ELO
0.4416	Science ELO
-0.1293	Social Studies ELO
Study 2	
-0.2886	Behavior Infractions
-0.7138	Absenteeism
-0.0679	Tardies
-0.8016	Suspensions
0.4008	Grades

The Middle School Alternative Program (MSAP) was started in October of the 2000-01 school year. The program is located in the annex at Central Middle School. The program was developed to address middle level "at-risk" students in Millard. The program definition of an "at-risk" student is any student whose progress in school is impeded by:

- Chronic attendance problems.
- Chronic behavioral issues that interfere with learning.

reintegrated back into their home school when they show improvement. The Tier III plan is

developed to meet the needs of each individual student and their home school.

When the program was developed it was estimated that 125 to 150 students would benefit from further primary and secondary prevention strategies (Tier I and Tier II). The plan was that

approximately 20 to 30 students would receive a program in a separate site (Tier III).

The following demographic data are based on the students who received a D or F grade.

[REDACTED]

[REDACTED]

[REDACTED]

[REDACTED]

[REDACTED]

[REDACTED]

[REDACTED]

[REDACTED]

[REDACTED]

[REDACTED]

[REDACTED]

[REDACTED]

[REDACTED]

[REDACTED]

[REDACTED]

[REDACTED]

[REDACTED]

The table below shows where the 30 students finished the last day of the 2002-2003 school year. The majority of the students (73%) were still enrolled at the MSAP.

Current School	N
MSAP	22
Andersen	2
Russell	3
Alpha	1
Transferred	2
Total	30

The table below shows the 2002-2003 official monthly enrollment for the MSAP. The

MSAP Enrollment - 2002-2003

9th grade students 2002-03, Comparisons on Attendance, Tardies and Suspensions

Grouping	Tier III 01-02	South High All Students
School Year	2002-03	2002-03
Student Status	9 th Grade	9 th Grade
Average # of days missed per student	25.94	10.05
Average # of tardies per student	25.89	7.60
Average # of days suspended per student	9.83	0.91

List of infractions for the (9) prior Tier III Students 2002-2003 school year

Occurrence	Violation
2	Fighting
2	Pushing and Shoving
1	Threats - Level Two
2	Profanity and Obscenity
1	Disparaging Language/Symbolism
29	Truancy
2	Dishonesty and Plagiarism
17	Insubordination

1	Open Campus/Unauthorized Area Violation
---	---

The table below is based on the amount of time these former Tier III students spent in

Time in MSAP	2002-03
4 plus months	Declined to participate in NF
4 plus months	Declined to participate in NF
1 month	MPS High
9 months	MPS High
1 month	New Frontier
1 month	New Frontier

The cost for the Tier III services is based on the salaries and benefits for the following positions: General education teachers (2.0 FTE), BD SPED Paraprofessional (1.62 FTE), School Social Worker (0.50 FTE), SPED behavior specialist (0.15 FTE), and program administrator

III program, a large majority (73.33% of the thirty 2002-03 Tier III students) are not transitioned back to their home school. It appears that a majority of students who attended the Tier III


_____ referred to the New Transition program. _____ SPED. In 2001-02, 7 out of 8

9 (77%) were referred and in 2002-03 and 10 out of 17 (59%) were referred. The data indicate that even after attending the MSAD, students are still at risk and are not performing well


Program Evaluation - South High Information Technology Mini-Magnet

Introduction and Purpose

A series of background information and statistics are provided in the following sections. The information is presented in a format that is easy to read and understand.



The evaluation carries out 5 year evaluations of all mini-magnet programs. The 2000-2002 evaluation is the first of these evaluations.



only 7 students in the internship but they seem to be better prepared, with 2 to 6 technology classes completed prior to the internship. There was also a change made for 2002-2003 to allow

subsequent sessions to occur in the internship experience and have been able to

being assumed by one of the MSUC assistant principals, the 5 FTE program grant coordinator

that was funded by the grant will not be an ongoing cost. The computer hardware budget for the grant was \$28,500 per year. While these costs may be deferred for a short time, as reflected in the 03-04 budget figures above, reasonably current hardware and software will be required due to the nature of the classes. It is expected that ongoing hardware costs will be in the range of \$20,000 to \$30,000 annually. Other ongoing costs were estimated in the mini-magnet proposal as follows:

"Costs projected to continue beyond the three year implementation scenario presented here include; all personnel costs (\$47137.20 annually), Cisco program and office consumables (\$1750 annually), instructional materials, reference materials and IT cluster field trips (\$3500 annually), IT Honor Society (\$900 annually), marketing and recognition materials (\$1600 annually) and IT staff half day quarterly meetings (\$1944 annually)." (Page 9 of Proposal)

Girls Go For IT

Certification

The A+ class and the 2-year Cisco sequence prepare students to take industry standard certification exams, for the CompTIA A+ certification and the CCNA (Cisco Certified Network Associate) certification, respectively. Either of these entry-level certifications would document that the student has the skills needed for an entry-level job in the information technology (IT) field, which should allow the student to be employed in the IT field right out of high school. An original goal of the mini-magnet was to have 50% of the A+ and Cisco students take the certification exams

Four of the ten students (40%) are planning to take the certification exam within one year. There are 2 tests required, each costing \$120. Students completing the A+ class with a semester grade

Internship

I learned a lot in the internship. It's the greatest class of all time.

I helped dozens of teachers in the internship.

In the internship we need more than a month to work on our project. I want more hands-on and less grammar. [Students prepared portfolios, resumes, and PowerPoint presentations]

If you actually pay attention, you'd be surprised what you learn.


Students were more knowledgeable than the teacher in some areas.

I learned a lot and had a lot of fun.

Career Planning

I'm planning to study MIS at UNO. I want to be a network administrator. I used to want to do

something with computers but I didn't know what. When I did I did it.



Students in the STARS internship in 2002-2003 were better prepared than students in the internship in 2001-2002, having completed more coursework prior to enrolling in the internship. The goal of placing interns in local businesses has not been met; work toward this goal is ongoing. State approval of the internship as a cooperative education program was received during 2002-2003. Millard South is now soliciting area businesses to participate as internship sites.

With the end of the grant funding, costs of the mini-magnet beyond 2002-2003 will be borne by the district. Personnel costs are somewhat higher than for the building as a whole, but are comparable to the Business and Industrial Technology departments. Ongoing hardware, software, and staff development costs will need to be determined, but are likely to be at least \$30,000 to \$40,000 annually. Increasing enrollment in the mini-magnet classes could decrease the per-pupil costs of these fixed expenses.

AGENDA SUMMARY SHEET

AGENDA ITEM: Enrollment Option Report – 2003-2004 School Year

MEETING DATE: October 20, 2003

DEPARTMENT: Pupil Services

TITLE AND BRIEF DESCRIPTION: Enrollment Option Board Report – 2003-2004. This interim

**NEBRASKA ENROLLMENT OPTION REPORT – 2003/2004
OCTOBER 2003**

BACKGROUND

The Enrollment Option Program was initiated by Nebraska law starting with the 1990/91 school year. Nebraska law enables any kindergarten through twelfth grade Nebraska student to option into a Nebraska public school district in which the student does not reside, subject to school

[Faint, illegible text line]

[Faint, illegible text line]

**Table 1
Students Opting Out of Millard 2003/2004**

School District	Approved	Cancelled	Total	Total	Total
[REDACTED]	[REDACTED]	[REDACTED]	[REDACTED]	[REDACTED]	[REDACTED]
[REDACTED]	[REDACTED]	[REDACTED]	[REDACTED]	[REDACTED]	[REDACTED]
[REDACTED]	[REDACTED]	[REDACTED]	[REDACTED]	[REDACTED]	[REDACTED]
[REDACTED]	[REDACTED]	[REDACTED]	[REDACTED]	[REDACTED]	[REDACTED]
[REDACTED]	[REDACTED]	[REDACTED]	[REDACTED]	[REDACTED]	[REDACTED]
[REDACTED]	[REDACTED]	[REDACTED]	[REDACTED]	[REDACTED]	[REDACTED]
[REDACTED]	[REDACTED]	[REDACTED]	[REDACTED]	[REDACTED]	[REDACTED]
[REDACTED]	[REDACTED]	[REDACTED]	[REDACTED]	[REDACTED]	[REDACTED]
Bellevue	5	[REDACTED]	1	5	[REDACTED]
Bennington	1	[REDACTED]	1	2	[REDACTED]
Elkhorn	3	[REDACTED]	[REDACTED]	3	[REDACTED]
[REDACTED]	[REDACTED]	[REDACTED]	[REDACTED]	[REDACTED]	[REDACTED]
[REDACTED]	[REDACTED]	[REDACTED]	[REDACTED]	[REDACTED]	[REDACTED]
[REDACTED]	[REDACTED]	[REDACTED]	[REDACTED]	[REDACTED]	[REDACTED]

Of these 395 students currently attending Millard Public Schools, 282 reside in the Omaha Public Schools, 22 reside in the Elkhorn school district, 19 reside in the Ralston school district, and 10 students reside in the Westside school district. The other students come from 17 other school districts (See Table 2). Two hundred two (202) students have been accepted into the elementary level, 78 students into the middle school level, and 115 into the high school level.

Approved options into the district have also increased by 20.2% since last year.

**TOTAL COUNT OF ENROLLMENT OPTION STUDENTS ATTENDING
MILLARD PUBLIC SCHOOLS – INCLUDING PREVIOUS YEARS**

OPTION IN: Counting this year there are 1,130 students attending the Millard Public School district under the Nebraska Enrollment Option program. Of the 1,130 still enrolled in the

OPTION OUT: There are 592 students who reside in Millard that are attending another school district under the Nebraska Enrollment Option program. Two hundred thirty (230) students are attending the Westside school district, 166 students are attending the Omaha Public School

... 101 ... 46 ... 4 ... District ... 1 ... 1 ... 500 ...

AGENDA SUMMARY SHEET

Enclosure I.8. 320
October 20, 2003

AGENDA ITEM: Safe And Drug-Free Schools and Communities Grant 2002/2004
Summary Report

**MILLARD PUBLIC SCHOOLS
DRUG PREVENTION/INTERVENTION REPORT
2002-2004**

This report reflects activities relating to drug intervention and prevention programs in Millard Public Schools during the 2002-03 school year and proposed activities for the 2003-2004 school year. In the past, the majority of those activities have been funded by the Safe and Drug-Free Schools and Communities Grant, but because of reduction in funds, adjustments must be made in our 2003-2004 program planning.

SAFE AND DRUG FREE SCHOOLS AND COMMUNITIES GRANTS

Safe and Drug-Free Schools and Communities Grant funds are received through the Federal

PREVENTION PROGRAMS AND ACTIVITIES DURING 2002/2003

District Committees

Safe and Drug-Free Schools Advisory Committee. This Committee broadened to include a more diverse representation of the District. Bi-monthly meetings were held throughout the 2002-03 school year.

(Divorce), Study Skills, Listening Skills, New Student, Peer Relationship, Shining Stars, and Responsibility.

Middle School Support Groups. Caring (drug/alcohol), Adoption, TeamMates, Changing
Emotions (Divorce/Separation), Peer Mediation, Kids Helping Kids, Grief and Loss, Caring

Stress Management, Friendship, Assertiveness, New Student, Leadership, Ambassadors I & II,
Anger Control, High Ability Learner, Study Skills Group, Youth to Youth, Conflict
Management, Divorce, Anti-Bullying, Anti-Harassment, Career, Social Skills, Grief and Loss

PREVENTION INTERVENTION ACTIVITIES AND PLANS FOR 2003-2004

Community Counselor. The Community Counselor position will be continued for 2003-04 and

Counselor duties and activities are being expanded to fill the gap left by the reduction. Previously, the Community Counselor ran the SCIP program, counseled with families and students who are drug involved. The role will be expanded this year to include research of