

BOARD OF EDUCATION MEETING - SEPTEMBER 22, 2003

7A 12 71

Long, Lere

NEA



B B B B B B B B B B

BOARD OF EDUCATION
MILLARD PUBLIC SCHOOLS
OMAHA, NEBRASKA

REGULAR MEETING
7:00 P.M.

STROH ADMINISTRATION CENTER
5606 SOUTH 147th STREET
SEPTEMBER 22, 2003

AGENDA

Call to Order

B. Pledge of Allegiance

C. Roll Call

D. Public Comments on agenda items - This is the proper time for public questions and comments on agenda items only. Please make sure a request form is given to the Board President before the meeting begins.

E. Routine Matters*

Agenda
September 22, 2003

J. Future Agenda Items/Board Calendar

1. NAEP App. Memorandum Meeting on Wednesday, October 1, 2003 at 5:30 p.m. at

Offutt Air Force Base

2. Committee of the Whole Meeting on Monday, October 13, 2003 at 7 p.m. at the Don Stroh Administration Center, 5606 South 147th Street
3. Board of Education Meeting on Monday, October 20, 2003 at 7 p.m. at the Don Stroh

September 22, 2003

Page 2

I. Reports

1. Peru State Early Entry Program

2. Advanced Placement Report

3. Multicultural Report

4. Re-Teaching Program Evaluation

6. Millard Learning Center Evaluation

7. Use of Computer in Analytical Writing Assessment

J. Future Agenda Items/Board Calendar.

MILLARD PUBLIC SCHOOLS
SCHOOL DISTRICT NO 17

Enclosure E.1.
September 22, 2003

Douglas in the State of Nebraska. This meeting was convened in open and public session at 7:00 p.m., Monday, September 8, 2003, at the Don Stroh Administration Center, 5606 South 147th

Street.

PRESENT: Brad Burwell, Mike Pate, Jean Stothert, Linda Poole Mike Kennedy and Julie Johnson

At 7 p.m. Jean Stothert opened the meeting and asked everyone to say the Pledge of Allegiance.

Roll Call was taken and all board members were present.

COMMENTS FROM THE PUBLIC: One member of the public was present to comment on the minutes of the previous meeting.

Linda Poole agreed with Mrs. Johnson's comments about the student representatives and the strategic planning session. She did want thank, on the strategic planning part all the community members who dedicated two full days and nights to plan for the future.

~~Mr. Deale also commented Aldrich Elementary about their walking program. There was an~~

article in the paper. she reported.

intervene in the lawsuit. There is a concern that if Millard does not intervene, and if there was some type of settlement, or if there was a ruling by the court, Millard should have a say. He said

He said he has received a number of phone calls about this. Let me see if I can get some more information on this.

Motion by Brad Burwell, seconded by Julie Johnson, to approve the administrative salaries. Upon roll call vote, all members voted aye. Motion carried.

Motion by Linda Poole, seconded by Julie Johnson, to approve the Professional/Technical

October 20, 2003 at 7:00 am at the Des Moines Administration Center, 5006 South 147th Street, A

[Redacted line]

[Redacted line]

[Redacted line]

[Redacted line]

[Redacted line]

[Redacted block]

[Redacted line]

[Redacted line]

[Redacted line]

[Redacted line]

[Redacted line]

Millard Public Schools
September 22, 2003

Date: 9/15/03

mount

100.00

135.40

117.90

170.00

68.85

28.20

100.58

63.00

20.10

05.00

63.00

43.48

83.00

71.43

26.28

52.00

33.94

01.00

89.90

73.15

60.00

78.31

98.50

00.00

19.69

11.72

91.75

75.00

87.66

94.30

41.92

50.00

le: 9/15/0

unt

38

4

36

00

57

00

00

00

30

3

2

8

0

8

0

4

0

2

9

int

35

34

30

36

31

25

10

19

13

10

19

10

11

10

16

10

10

12

10

18

10

11

10

13

10

11

10

10

13

10

15

10

unt
.00
.41
53
18
10
85
35
35
40
30
00
40
75
11
11
30
30
00
09
10
12
0
16
15.
9
6
2
0
5
0
3

ount

0.05
.00
1.40
1.50
1.71
1.41
.25
.44
.41
.23
.22
.80
.26
.41
.71
.85
.41
.00
.48
41
17
00
22
56
00
00
82
50
20
80
00
40

ter for 9/22/03 - 9/22/03

Date: 9/15

	Amount
MANN	96.00
3 SEE V#108072	73.85
	75.00
AGER	104.00
Total for FOOD SERVICE	324,791.63
Report Total	324,791.63

Date: 9/11

Amount

100.00

130.00

460.00

500.00

1,190.00

Total

1,190.00

Millard Public Schools

Check Register for 9/5/03 - 9/5/03

Date: 9/5/0

Check Number	Date	Vendor No	Vendor Name	Amount
204338	9/5/03	090630	US POSTMASTER	4,000.00
Total for GENERAL FUND				4,000.00
Report Total				4,000.00

unt

02

00

00

00

01

00

00

00

00

00

00

00

00

00

00

00

00

21

00

14

32

12

16

Date: 8/21/0

Amount

699.20

34.30

120.00

58.95

21.60

192.92

150.00

340.00

100.00

,288.00

,260.42

265.39

,843.50

,387.50

231.00

,812.20

812.20

,156.00

156.00

,464.59

int

14

0

36

36

10

0

0

3

9

2

2

1

Current Cash Balance Report

Date: 07/01/2003 thru 07/31/2003

Group ID and Activity Number

Activity Number and Name

Beginning Cash

Receipts

Disburse

Balance

Activity

A General Funds

100 General Fund

00,000.00

0.00

150 Petty Cash

0.00

0.00

0.00

0.00

0.00

170 DSAC Vending

1,716.73

46.80

194.24

43.30

1,612.59

100 Total General Fund

1,716.73

46.80

194.24

43.30

1,612.59

Current Cash Release Report

ME

Activity Number and Name

Beginning Cash

Receipts

Disbursements

Ending Cash

Mr. Chausse

Current Cash Balance Report

Date: 07/01/2003 thru 07/31/2003

Group ID and Activity Number

Activity Number and Name	Beginning Cash	Receipts	Disbursements	Adjustments	Cash Balance
--------------------------	----------------	----------	---------------	-------------	--------------

100 VENDING, ...

1,642.45

110 GENERAL FUND	15,981.92	0.00	0.00	0.00	15,981.92
111 INTEREST EARNED CHECKING	614.69	4.08	0.00	0.00	618.77
A ACTIVITY GENERAL FUND Totals:	17,608.76	4.08	0.00	0.00	17,612.84

D CLUBS AND ORGANIZATIONS

501 STUDENT COUNCIL	507.79	0.00	0.00	0.00	507.79
502 ENVIRONMENTAL CLUB	-19.50	0.00	0.00	0.00	19.50

ALL Data

Current Cash Balance Report

Date: 07/01/2003 thru 07/31/2003

Arranged by:
Group ID and Activity Number

Activity Number and Name	Beginning Cash	Receipts	Disbursements	Adjustments	Cash Balance
120	0.00	0.00	0.00	0.00	0.00

A ACTIVITY GENERAL FUND

100 VENDING	0.00	0.00	0.00	0.00	0.00
110 GENERAL FUND	11,744.42	0.00	657.00	0.00	11,087.42
115 INTEREST EARNED CHECKING	119.59	3.70	0.00	0.00	123.29
A ACTIVITY GENERAL FUND Totals:	11,864.01	3.70	657.00	0.00	11,210.71

D CLUBS AND ORGANIZATIONS

501 STUDENT COUNCIL	1,005.69	0.00	0.00	0.00	1,005.69
515 Art Club	111.78	0.00	0.00	0.00	111.78
520 yearbook	215.89	0.00	0.00	0.00	215.89
525 Landscaping	0.00	0.00	0.00	0.00	0.00
530 Watch D.O.G.S.	319.42	0.00	0.00	0.00	319.42
D CLUBS AND ORGANIZATIONS Totals:	1,652.78	0.00	0.00	0.00	1,652.78

E ADMINISTRATIVE CUSTODIAL ACCT

601 SOCIAL	-15.09	0.00	0.00	0.00	-15.09
602 HOSPITALITY	115.00	0.00	0.00	0.00	115.00

ALL Data

Current Cash Balance Report

Date: 07/01/2003 thru 07/31/2003

Arranged by:
Group ID and Activity Number

1001 Kdg.

0.00

0.00

0.00

0.00

0.00

All Data

Current Cash Balance Report

Page 1 of 1

Activity Number and Name

Residence Cash

Balance

Activity

Current Cash Balance Report

ALL Data

Date: 07/01/2003 thru 07/31/2003

Arranged by:
Group ID and Activity Number

Activity Number and Name Register Cash Receipts Disbursements Balance Total

1000 Field Trips	0.00	0.00	0.00	0.00	0.00
1010 First Grade	0.00	0.00	0.00	0.00	0.00

ALL Data

Current Cash Balance Report

Date: 07/01/2003 thru 07/31/2003

Arranged by:
Group ID and Activity Number

100 GENERAL	1,492.15	0.00	0.00	0.00	1,492.15
110 VENDING	47.68	0.00	0.00	0.00	47.68
125 Interest Earned	442.14	3.54	0.00	0.00	445.68
A ACTIVITY GENERAL FUND Totals:	1,981.97	3.54	0.00	0.00	1,985.51
C SCHOOL CUSTODIAL ACCT.					
200 OUTDOOR CLASSROOM	7,033.55	0.00	0.00	0.00	


Current Cash Balance Report

ALL Data

Date: 07/01/2003 thru 07/31/2003

Arranged by:
Group ID and Activity Number

Activity Number and Name	Beginning Cash	Receipts	Disbursements	Adjustments	Cash Balance
1 Kdg. Field Trip	0.00	0.00	0.00	0.00	0.00
101 First Grade Field Trip	0.00	0.00	0.00	0.00	0.00
201 Second Grade Field Trip	0.00	0.00	0.00	0.00	0.00
301 Third Grade Field Trip	0.00	0.00	0.00	0.00	0.00
[REDACTED]	0.00	0.00	0.00	0.00	0.00



Date: 07/01/2003 thru 07/31/2003

Group ID and Activity Number

Activity Number and Name	Beginning Cash	Receipts	Disbursements	Adjustments	Cash Balance
A ACTIVITY GENERAL FUND					
100 VENDING	546.69	0.00	0.00	0.00	546.69
110 GENERAL FUND	0.00	0.00	0.00	0.00	0.00

200 CHECKING INTEREST	78.01	3.52	0.00	0.00	81.53
A ACTIVITY GENERAL FUND Totals:	<u>8,643.45</u>	<u>3.52</u>	<u>0.00</u>	<u>0.00</u>	<u>8,646.97</u>
D CLUBS AND ORGANIZATIONS					
501 STUDENT COUNCIL	1,475.02	0.00	0.00	0.00	1,475.02

Current Cash Balance Report

Date: 07/01/2003 thru 07/31/2003

Group ID and Activity Number

A Extra-Curricular Activities

1001 Kindergarten	0.00	0.00	0.00	0.00	0.00
1010 First Grade	0.00	0.00	0.00	0.00	0.00
1020 Second Grade	0.00	0.00	0.00	0.00	0.00
1030 Third Grade	0.00	0.00	0.00	0.00	0.00
1040 Fourth Grade	0.00	0.00	0.00	0.00	0.00
1050 Fifth Grade	0.00	0.00	0.00	0.00	0.00
A Extra-Curricular Activities Totals:	0.00	0.00	0.00	0.00	0.00
Report Totals:	0.00	0.00	0.00	0.00	0.00

Date: 07/01/2003 thru 07/31/2003

Group ID and Activity Number

Activity Number and Name

Beginning Cash

Receipts

Dishursements

Adjustments

Cash Balance

0	0.00	0.00	0.00	0.00	0.00
Totals:	0.00	0.00	0.00	0.00	0.00

A ACTIVITY GENERAL FUND

ALL Data

Current Cash Balance Report

Arranged by:

Group ID and Activity Number

Activity Number and Name

Beginning Cash

Receipts

Disbursements

Adjustments

Cash Balance

1000 EXTRA-CURRICULUM ACTIVITIES

0.00

0.00

0.00

0.00

0.00

Totals:

0.00

0.00

0.00

0.00

0.00

A EXTRA-CURRICULAR ACTIVITIES

1010 FIRST GRADE

0.00

0.00

0.00

0.00

0.00

1020 SECOND GRADE

0.00

0.00

0.00

0.00

0.00

ALL Data

Current Cash Balance Report

Date: 07/01/2003 thru 07/31/2003

Arranged by:
Group ID and Activity Number

Activity Number and Name	Beginning Cash	Receipts	Disbursements	Adjustments	Cash Balance
A ACTIVITY GENERAL FUND					
100 VENDING	780.42	317.25	0.00	0.00	1,097.67
110 GENERAL					

ALL Data

Current Cash Balance Report

Arranged by:

Activity Number and Name

1000 Field Trips	0.00	0.00	0.00	0.00	0.00
1005 Kindergarten Field Trips	0.00	0.00	0.00	0.00	0.00
1010 First Grade Field Trips	0.00	0.00	0.00	0.00	0.00
1020 Second Grade Field Trips	0.00	0.00	0.00	0.00	0.00
1030 Third Grade Field Trips	0.00	0.00	0.00	0.00	0.00
1040 Fourth Grade Field Trips	0.00	0.00	0.00	0.00	0.00

ALL Data

Current Cash Balance Report

Arranged by:
Group ID and Activity Number

Printed: 07/01/2002 15:07:04

A ACTIVITY GENERAL FUND

100 VENDING	1,612.47	0.00	0.00	0.00	1,612.47
110 GENERAL FUND	1,831.48	0.00	0.00	0.00	1,831.48
112 WESTERN BOWL	0.00	0.00	0.00	0.00	0.00
500 MILLARD FOUNDATION REIMB.	2,976.78	0.00	0.00	0.00	2,976.78
600 Interest earned	425.41	1.91	0.00	0.00	427.32
A ACTIVITY GENERAL FUND Totals:	6,846.14	1.91	0.00	0.00	6,848.05

Current Cash Balance Report

ALL Data

Date: 07/01/2003 thru 07/31/2003

Arranged by:
Group ID and Activity Number

Activity Number and Name	Beginning Cash	Receipts	Disbursements	Adjustments	Cash Balance
A EXTRA CURRICULAR ACTIVITIES					
1000 KDG FIELD TRIP	0.00	0.00	0.00	0.00	0.00

1020 2ND GRADE FIELD TRIP	0.00	0.00	0.00	0.00	0.00
---------------------------	------	------	------	------	------

1040 4TH GRADE FIELD TRIP	0.00	0.00	0.00	0.00	0.00
---------------------------	------	------	------	------	------

EXTRA CURRICULAR ACTIVITIES

ALL Data

Current Cash Balance Report

Arranged by:
Group ID and Activity Number

Date: 07/01/2003 thru 07/31/2003

Activity Number and Name	Beginning Cash	Receipts	Disbursements	Adjustments	Cash Balance
A ACTIVITY GENERAL FUND					
100 VENDING	3,351.94	0.00	0.00	0.00	3,351.94
110 GENERAL FUND	4,675.96	0.00	0.00	0.00	4,675.96
200 INTEREST EARNED CHECKING	636.83	2.63	0.00	0.00	639.46

ALL Data

Current Cash Balance Report

Date: 07/01/2003 thru 07/31/2003

Arranged by:
Group ID and Activity Number

Activity Number and Name	Beginning Cash	Receipts	Disbursements	Adjustments	Cash Balance
A EXTRA-CURRICULAR ACTIVITIES					
1010 Kdgn Field Trips	0.00	0.00	0.00	0.00	0.00
1011 FIRST GRADE FIELD TRIP	0.00	0.00	0.00	0.00	0.00
1012 SECOND GRADE FIELD TRIP	0.00	0.00	0.00	0.00	0.00
1013 THIRD GRADE FIELD TRIP	0.00	0.00	0.00	0.00	0.00

ALL Data

Current Cash Balance Report

Date: 07/01/2003 thru 07/31/2003

Arranged by:
Group ID and Activity Number

Activity Number and Name	Beginning Cash	Receipts	Disbursements	Adjustments	Balance
--------------------------	----------------	----------	---------------	-------------	---------

100 VENDING

713.08

0.00

0.00

-713.08

0.00

ALL Data

Current Cash Balance Report

Date: 06/01/2003 thru 07/31/2003

Arranged by:
Group ID and Activity Number

Activity Number and Name	Beginning Cash	Receipts	Disbursements	Adjustments	Cash Bal
--------------------------	----------------	----------	---------------	-------------	----------

100 VENDING	858.52	0.00	0.00	0.00	858.52
110 GENERAL FUND	3,214.50	1,734.76	0.00	379.53	5,328.79
115 Interest Earned Checking	543.40	6.14	0.00	0.00	549.54

510 STUDENT COUNCIL	1,443.55	0.00	0.00	0.00	1,443.55
D CLUBS AND ORGANIZATIONS Totals:	1,443.55	0.00	0.00	0.00	1,443.55

ALL Data

Current Cash Balance Report

Date: 06/01/2003 thru 07/31/2003

Arranged by:
Group ID and Activity Number

Activity Number and Name	Beginning Cash	Receipts	Disbursements	Adjustments	Cash Balance
--------------------------	----------------	----------	---------------	-------------	--------------

1000 1st Grade-Field Trips

314.40

0.00

0.00

0.00

314.40

1200 2nd Grade-Field Trips

577.25

0.00

0.00

0.00

577.25

1400

1200 2nd Grade-Field Trips

314.40

0.00

0.00

0.00

314.40

1300 3rd Grade-Field Trips

577.25

0.00

0.00

0.00

577.25

1400 4th Grade-Field Trips

780.90

0.00

0.00

0.00

780.90

1500 5th Grade-Field Trips

285.50

44.90

0.00

0.00

330.40

Totals:

2,716.45

44.90

2,761.35

0.00

0.00

Report Totals:

2,716.45

44.90

2,761.35

0.00

0.00

ALL Data

Current Cash Balance Report

Date: 07/01/2002 thru 07/31/2003

Arranged by:
Group ID and Activity Number

Activity Number and Name	Beginning Cash	Receipts	Disbursements	Adjustments	Balance
--------------------------	----------------	----------	---------------	-------------	---------

A ACTIVITY GENERAL FUND

Activity Number and Name	Beginning Cash	Receipts	Disbursements	Adjustments	Balance
--------------------------	----------------	----------	---------------	-------------	---------

110 General	1,237.86	3,601.05	2,506.95	540.00	2,871.96
112 Bank Charges and Interest	555.93	41.11	0.00	-585.68	11.36
A ACTIVITY GENERAL FUND Totals:	2,533.22	4,532.85	3,228.66	-477.69	3,359.72
D CLUBS AND ORGANIZATIONS					
501 Student Council	1,029.84	1,978.11	2,521.20	0.00	486.75
502 YEARBOOK					

Current Cash Balance Report

ALL Data

Date: 07/01/2002 thru 07/31/2003

Arranged by:
Group ID and Activity Number

Activity Number and Name	Beginning Cash	Receipts	Disbursements	Adjustments	Cash Balance
1001 Kindergarten	0.00	383.25	383.25	0.00	0.00
Totals:	0.00	383.25	383.25	0.00	0.00
A Extra-Curricular Activities					
1000 First Grade	0.00	235.80	235.80	0.00	0.00
1010 First Grade	0.00	235.80	235.80	0.00	0.00
1020 Second Grade	0.00	410.00	410.00	0.00	0.00
1030 Third Grade	0.00	680.13	680.13	0.00	0.00
1040 Fourth Grade	0.00	638.00	638.00	0.00	0.00
1050 Fifth Grade	0.00	348.00	348.00	0.00	0.00
A Extra-Curricular Activities Totals:	0.00	2,311.93	2,311.93	0.00	0.00
Report Totals:					
	0.00	2,695.18	2,695.18	0.00	0.00

Patty Schriener
Secretary

M Johnson

ALL Data

Current Cash Balance Report

Date: 07/01/2003 thru 07/31/2003

Arranged by:
Group ID and Activity Number

Activity Number and Name	Beginning Cash	Receipts	Disbursements	Adjustments	Cash Balance
A ACTIVITY GENERAL FUND					
100 VENDING	2,279.72	0.00	0.00	0.00	2,279.72

ALL Data

Current Cash Balance Report

Date: 07/01/2003 thru 07/31/2003

Arranged by:
Group ID and Activity Number

Activity Number and Name	Beginning Cash	Receipts	Disbursements	Adjustments	Cash Balance
--------------------------	----------------	----------	---------------	-------------	--------------

1000 Field Trips	0.00	0.00	0.00	0.00	0.00
1010 First Grade	0.00	0.00	0.00	0.00	0.00

ALL Data

Current Cash Balance Report

Date: 07/01/2003 thru 07/31/2003

Arranged by:
Group ID and Activity Number

Activity Number and Name

Beginning Cash

Debit

Credit

Ending Cash

100 VENDING

59.53

0.00

0.00

0.00

59.53

ALL Data

Current Cash Balance Report

Date: 07/01/2003 thru 07/31/2003

Arranged by:
Group ID and Activity Number

Activity Number and Name	Beginning Cash	Receipts	Disbursements	Adjustments	Cash Balance
1000 Kindergarten	0.00	0.00	0.00	0.00	0.00

Current Cash Balance Report

Date: 07/01/2003 thru 07/31/2003

Group ID and Activity Number

A ACTIVITY GENERAL FUND

100 VENDING	61.36	0.00	0.00	0.00	61.36
110 GENERAL FUND	3,890.54	0.00	0.00	0.00	3,890.54
115 INTEREST EARNED CHECKING	79.33	1.55	0.00	0.00	80.88

ALL Data

Current Cash Balance Report

Date: 07/01/2003 thru 07/31/2003

Arranged by:
Group ID and Activity Number

100 VENDING	2,428.92	0.00	0.00	0.00	2,428.92
110 GENERAL	14,481.61	0.00	0.00	0.00	14,481.61
125 INTEREST EARNED	26.29	4.84	0.00	0.00	31.13

ALL Data

Current Cash Balance Report

Arranged by:
Group ID and Activity Number

Date: 07/01/2003 thru 07/31/2003

Activity Number and Name	Beginning Cash	Receipts	Disbursements	Adjustments	Cash Balance
--------------------------	----------------	----------	---------------	-------------	--------------

A Extra Curriculars

1000 Kindergarten Field Trips	1,365.25	0.00	0.00	0.00	1,365.25
1010 First Grade Field Trips	1,522.55	0.00	0.00	0.00	

1020 Second Grade Field Trips	1,522.55	0.00	0.00	0.00	
-------------------------------	----------	------	------	------	--

1030 Third Grade Field Trips	1,522.55	0.00	0.00	0.00	
------------------------------	----------	------	------	------	--

Current Cash Balance Report

Activity Number and Name

Beginning Cash

Ending Cash

ALL Data

Current Cash Balance Report

Arranged by:

Grant ID and Activity Number

A ACTIVITY GENERAL FUND
100 GENERAL FUND

44,225.40

0.00

0.00

0.00

44,225.40

Date: 07/01/2003 thru 07/31/2003

Group ID and Activity Number

Activity Number and Name	Beginning Cash	Receipts	Disbursements	Adjustments	Cash Balance
A Classroom Collections					
1000 Kindergarten	0.00	0.00	0.00	0.00	0.00
1001 1st Grade	0.00	0.00	0.00	0.00	0.00
1002 2nd Grade	0.00	0.00	0.00	0.00	0.00
1003 3rd Grade	0.00	0.00	0.00	0.00	0.00
1004 4th Grade	0.00	0.00	0.00	0.00	0.00
1005 5th Grade	0.00	0.00	0.00	0.00	0.00

ALL Data

Current Cash Balance Report

Arranged by:

Activity Number and Name	Beginning Cash	Receipts	Disbursements	Adjustments	Cash Balance
--------------------------	----------------	----------	---------------	-------------	--------------

100 Vending	369.71	0.00	0.00	0.00	369.71
110 General Fund	3,674.22	0.00	0.00	0.00	3,674.22
120 PRINCIPAL'S ADMIN FUND	0.00	0.00	0.00	0.00	0.00

ALL Data

Current Cash Balance Report

Date: 07/01/2003 thru 07/31/2003

Arranged by:
Group ID and Activity Number

Current Cash Balance Report

Group ID and Activity Number

Activity Number and Name	Beginning Cash	Receipts	Disbursements	Adjustments	Cash Balance
A ACTIVITY GENERAL FUND					
100 GENERAL FUND	7,857.11	0.00	0.00	0.00	7,857.11
110 VENDING	927.21	0.00	0.00	0.00	927.21
120 INTEREST EARNED CHECKING	321.95	3.68	0.00	0.00	325.63
A ACTIVITY GENERAL FUND Totals:	9,106.27	3.68	0.00	0.00	9,109.95
B CLUBS AND ORGANIZATIONS					
201 STUDENT COUNCIL	558.24	0.00	0.00	0.00	558.24
B CLUBS AND ORGANIZATIONS Totals:	558.24	0.00	0.00	0.00	558.24
C ADMINISTRATIVE CUSTODIAL ACCT					
301 Hospitality	4.00	0.00	0.00	0.00	4.00
310 MEDIA	1,990.87	0.00	0.00	0.00	1,990.87
315 FIELD TRIPS	902.33	0.00	0.00	0.00	902.33
320 BIRTHDAY BOOK CLUB	1,310.75	0.00	0.00	0.00	1,310.75
330 DONATIONS	1,275.00	0.00	0.00	0.00	1,275.00

ALL Data

Current Cash Balance Report

Date: 06/01/2003 thru 07/31/2003

Arranged by:
Group ID and Activity Number

Activity Number and Name	Beginning Cash	Receipts	Disbursements	Adjustments	Cash Balance
0	0.00	0.00	0.00	0.00	0.00

100 STAFF VENDING	1,601.09	0.00	0.00	0.00	1,601.09
101 STUDENT VENDING	3,834.19	10.36	1,040.13	0.00	2,804.42
110 GENERAL FUND	7,258.70	30.00	2,063.52	0.00	5,225.18
115 INTEREST EARNED CHECKING	286.12	9.54	0.00	0.00	295.66
A ACTIVITY GENERAL FUND TOTAL					

ALL Data

Current Cash Balance Report

Date: 06/01/2003 thru 07/31/2003

Arranged by:
Group ID and Activity Number

Activity Number and Name	Beginning Cash	Receipts	Disbursements	Adjustments	Ending Cash
1000 CHOIR	0.00	0.00	0.00	0.00	0.00
2000 KINDERGARTEN	502.75	0.00	502.75	0.00	0.00
2001 GRADE 1	656.00	0.00	656.00	0.00	0.00
2002 GRADE 2	646.50	0.00	646.50	0.00	0.00
2003 GRADE 3	440.00	0.00	440.00	0.00	0.00
2004 GRADE 4	732.20	0.00	732.20	0.00	0.00
2005 GRADE 5	924.00	0.00	524.00	0.00	400.00
G, STUDENT FEES Totals:	3,901.45	0.00	3,501.45	0.00	400.00
Report Totals:	3,901.45	0.00	3,501.45	0.00	400.00

Cathy George
Sue Kelley

Jeffrey
Cindy

Current Cash Balance Report

ALL Data

Date: 07/01/2003 thru 07/31/2003

Arranged by:

Group ID and Activity Number

Activity Number and Name	Beginning Cash	Receipts	Disbursements	Adjustments	Cash Balance
112	0.00	0.00	0.00	0.00	0.00
350	0.00	0.00	0.00	0.00	0.00
555	0.00	0.00	0.00	0.00	0.00
565	0.00	0.00	0.00	0.00	0.00
575	0.00	0.00	0.00	0.00	0.00
620	0.00	0.00	0.00	0.00	0.00

1 00 VENDING MACHINES	1,723.01	0.00	0.00	0.00	1,723.01
110 OTHER GENERAL	12,150.30	0.00	89.28	0.00	12,061.02
115 FEES AND FINES	3,800.46	0.00	0.00	0.00	3,800.46
120 FUND RAISING ACCOUNT	16,845.07	0.00	-	-	16,845.07

ALL Data

Current Cash Balance Report

Arranged by:
Group ID and Activity Number

Date: 07/01/2002 to: 07/01/2002

Activity Number and Name	Beginning Cash	Receipts	Disbursements	Adjustments	Cash Balance
535 SCIENCE BREAKAGE	166.19	0.00	0.00	0.00	166.19
540 INDUSTRIAL ARTS	4,255.47	0.00	0.00	0.00	4,255.47
542 FAMILY CONSUMER SCIENCE	2,312.03	0.00	0.00	0.00	2,312.03
545 LIBRARY	946.39	0.00	0.00	0.00	946.39
550 SCIENCE OLYMPIAD	274.12	0.00	0.00	0.00	274.12
555 FITNESS ROOM	47.00	0.00	0.00	0.00	47.00
570 TECHNOLOGY AND ENGINEERING	-14.36	0.00	0.00	0.00	-14.36

800 DT

Activity Number and Name	Beginning Cash	Receipts	Disbursements	Adjustments	Cash Balance
1510 FIELD TRIPS	2,618.65	0.00	2,618.65	0.00	0.00
2320 YOUTH TO YOUTH	1,476.06	0.00	1,476.06	0.00	0.00
1000 PLEASANT COUNCIL					

08/27/2003 12:11 PM 404 034 0130 DEARIE MIDDLE SCHOOL W1002

Current Cash Balance Report

ALL Data

Date: 07/01/2003 thru 07/31/2003

Arranged by:

Group ID and Activity Number

0	0.00	0.00	0.00	0.00	0.00
Totals:	0.00	0.00	0.00	0.00	0.00
A GENERAL FUND					
100 General Fund	1,719.24	0.00	0.00	0.00	1,719.24
110 Student Vending	695.60	0.00	58.00	0.00	637.60
115 Staff Vending	-69.78	0.00	0.00	0.00	-69.78
A GENERAL FUND Totals:	2,345.06	0.00	58.00	0.00	2,287.06
D SCHOOL CUSTODIAL ACCOUNTS					
	306.47	0.00	0.00	0.00	306.47

Current Cash Balance Report

Date: 07/01/2003 thru 07/31/2003

Group ID and Activity Number

Activity Number and Name	Beginning Cash	Receipts	Disbursements	Adjustments	Cash Balance
--------------------------	----------------	----------	---------------	-------------	--------------

A EXTRACURRICULAR ACTIVITIES

Current Cash Balance Report

Date: 07/01/2003 thru 07/31/2003

Group ID and Activity Number

Activity Number and Name	Beginning Cash	Receipts	Disbursements	Adjustments	Cash Balance
--------------------------	----------------	----------	---------------	-------------	--------------

100 VENDING MACHINES	14,745.73	0.00	0.00	0.00	14,745.73
----------------------	-----------	------	------	------	-----------

110 GENERAL	1,882.11	0.00	0.00	0.00	1,882.11
-------------	----------	------	------	------	----------

120 PENCIL FUND (SCHOOL IMPROV.)	855.47	0.00	467.44	0.00	388.03
150 INTEREST EARNED CHECKING	4,182.76	0.00	0.00	0.00	4,182.76
170 INTEREST EARNED SAVINGS	14,797.04	35.77	0.00	289.68	15,122.49

Current Cook Release Report

Date: 07/01/2003 thru 07/31/2003

Group ID and Activity Number

ALL Data

Current Cash Balance Report

Date: 07/01/2003 thru 07/31/2003

Arranged by:
Group ID and Activity Number

Activity Number and Name	Beginning Cash	Receipts	Disbursements	Adjustments	Cash Balance
--------------------------	----------------	----------	---------------	-------------	--------------

A EXTRACURRICULAR

1010 7TH GRADE FIELD TRIP

480.00

0.00

0.00

0.00

480.00

1020 7TH GRADE FIELD TRIP

2,275.00

0.00

0.00

0.00

2,275.00

ALL Data

Current Cash Balance Report

Arranged by:

Date: 07/01/2003 thru 07/31/2003

Group ID and Activity Number

A EXTRACURRICULAR

1581 6A FIELD TRIPS	0.00	0.00	0.00	0.00	0.00
1582 6B FIELD TRIPS	0.00	0.00	0.00	0.00	0.00

1584 7A FIELD TRIPS	0.00	0.00	0.00	0.00	0.00
---------------------	------	------	------	------	------

1585 7B FIELD TRIPS	678.50	0.00	678.50	0.00	0.00
---------------------	--------	------	--------	------	------

1586 7C FIELD TRIPS	0.00	0.00	0.00	0.00	0.00
---------------------	------	------	------	------	------

Date: 07/01/2003 thru 07/31/2003

Group ID and Activity Number

Activity Number and Name	Beginning Cash	Receipts	Disbursements	Adjustments	Cash Balance
A GENERAL FUNDS					
100 VENDING	228.03	0.00	113.77	80.00	194.26
110 GENERAL	434.67	8.15	0.00	0.00	442.82
115 BUNNELL BOOK ORDERS	6.15	0.00	0.00	0.00	6.15
120 BIERMAN BOOK ORDERS	36.50	0.00	0.00	0.00	36.50
125 MAUST BOOK ORDER	0.00	0.00	0.00	0.00	0.00
126 COURTNEY BOOK ORDERS	0.00	0.00	0.00	0.00	0.00

130 Rotary Scholarship	511.25	0.00	0.00	0.00	511.25
135 INTEREST EARNED SAVINGS	0.00	0.00	0.00	0.00	0.00
140 WALL BOOK ORDERS	0.00	0.00	0.00	0.00	0.00

ALL Data

Current Cash Balance Report

Date: 07/01/2003 thru 07/31/2003

Arranged by:
Group ID and Activity Number

Activity Number and Name	Balance	Debit	Credit	Balance	Debit	Credit
535 INSTRUMENT RENTAL	375.00	0.00	0.00	0.00	375.00	
545 LIBRARY	700.38	0.00	0.00	0.00	700.38	
550 LOCK	25.00	0.00	0.00	0.00	25.00	

Activity Number and Name	Beginning Cash	Receipts	Disbursements	Adjustments	Cash Balance
A EXTRACURRICULAR					
1310 DRAMA CLUB TRIP	0.00	0.00	0.00	0.00	0.00
1315 YOUTH TO YOUTH TRIP	0.00	0.00	0.00	0.00	0.00
1340 RESOURCE	0.00	0.00	0.00	0.00	0.00
1400 STUDENT COUNCIL FUND					

Current Cash Balance Report

Activity Number and Name	Beginning Cash	Receipts	Disbursements	Adjustments	Cash Balance
A ACTIVITY GENERAL FUND					
100 Vending Machines	9,083.13	0.00	1,962.00	0.00	7,121.13

102 Building Beautification	2,457.22	0.00	0.00	0.00	2,457.22
103 Vending machines-staff	433.41	0.00	486.73	0.00	-53.32
104 Freedom Shrine Donations	49.10	0.00	0.00	0.00	49.10
110 General	263.71	0.00	193.82	1,517.24	1,587.13

ALL Data

Current Cash Balance Report

Approved by

Activity Number and Name

Beginning Cash

Receipts

Disbursements

Adjustments

Current Balance

F ACADEMIC CUSTODIAL ACCOUNTS

702 Industrial Technology	4,099.47	0.00	3,066.96	0.00	1,032.51
703 Home Economics	785.20	0.00	0.00	0.00	785.20
704 TEAM 6A	-76.69	0.00	0.00	0.00	-76.69
705 TEAM CB	112.10	0.00	0.00	0.00	112.10

07/01/2002 45 - 07/01/2002

Group ID and Activity Number

Activity Number and Name	Beginning Cash	Receipts	Disbursements	Adjustments	Cash Balance
A Field Trips					
1005 6A field trips/team days	147.63	0.00	147.63	0.00	0.00
1010 6B field trips/team day	0.00	0.00	0.00	0.00	0.00
1015_7A field trips	0.00	0.00	0.00	0.00	0.00

1020 7B field trips	0.00	0.00	0.00	0.00	0.00
1025 7C field trips	0.00	0.00	0.00	0.00	0.00
1030 8A field trips	76.12	0.00	76.12	0.00	0.00
1035 8B field trips	0.00	0.00	0.00	0.00	0.00

ALL Data

Current Cash Balance Report

Date: 07/01/2003 thru 07/31/2003

Arranged by:
Group ID and Activity Number

Activity Number and Name	Beginning Cash	Receipts	Disbursements	Adjustments	Cash Balance
A EXTRA CURRICULAR					
1000 FIELDTRIPS	1,747.99	0.00	1,747.99	0.00	0.00
1002 PE FIELDTRIPS	854.49	0.00	854.49	0.00	0.00
1005 BAND TRIP	69,824.64	0.00	69,824.64	0.00	0.00
1010 DC TRIP	-14.00	14.00	0.00	0.00	0.00
1012 HISTORY CLUB TRIP	11,935.00	0.00	11,935.00	0.00	0.00

Current Cash Balance Report

Date: 07/01/2003 thru 07/31/2003

Group ID and Activity Number

Activity Number and Name	Beginning Cash	Receipts	Disbursements	Adjustments	Cash Balance
--------------------------	----------------	----------	---------------	-------------	--------------

A GENERAL FUND EXPENSES

109 Public Relations	-8,805.35	0.00	104.74	8,910.09	0.00
115 General Supplies (Internal)	-718.64	0.00	0.00	718.64	0.00
117 Damage and Loss Property	325.94	0.00	0.00	-325.94	0.00
120 Extracurr Transportation	-16,205.59	0.00	0.00	16,205.59	0.00
121 Athletic Transportation	-17,183.48	0.00	0.00	17,183.48	0.00

ALL Data

Current Cash Balance Report

Arranged by:
Group ID and Activity Number

Date: 07/01/2003 thru 07/31/2003

Beginning Cash Receipts Disbursements Adjustments Cash Balance

211 Activities	-382.50	0.00	0.00	382.50	0.00
212 Athletic Fundraisers	9,226.18	0.00	0.00	-9,226.18	0.00
213 Summer Clinics	4,770.00	405.00	30.00	0.00	5,145.00
215 Athletic Bank Charges	0.00	0.00	0.00	0.00	0.00
218 Candy Revenue	334.46	0.00	0.00	-334.46	0.00

221 Volleyball	-5,414.48	0.00	0.00	5,414.48	0.00
222 Softball	-476.14	0.00	0.00	476.14	0.00
223 Tennis (Boys)	-1,422.26	0.00	0.00	1,422.26	0.00
224 Tennis (Girls)	-353.20	0.00	0.00	353.20	0.00

Current Cash Balance Report

Activity Number and Name	Beginning Cash	Receipts	Dishursements	Adjustments	Cash Balance
410 Band	-4,708.93	4,110.00	667.32	0.00	-1,266.25
411 Choir	1,200.31	281.00	0.00	0.00	1,481.31
412 Orchestra	260.89	0.00	0.00	0.00	260.89
413 Entertainment 2000	0.00	0.00	0.00	0.00	0.00
414 Band Fundraising	1,194.75	0.00	0.00	0.00	1,194.75
415 Choir Fundraising	700.00	0.00	0.00	0.00	700.00

ALL Data

Current Cash Balance Report

Date: 07/01/2003 thru 07/31/2003

Arranged by:
Group ID and Activity Number

Activity Number and Name	Beginning Cash	Receipts	Disbursements	Adjustments	Cash Balance
--------------------------	----------------	----------	---------------	-------------	--------------

627 English Replacements	0.00	0.00	0.00	0.00	0.00
--------------------------	------	------	------	------	------

629 Book Club	0.55	0.00	0.00	0.00	0.55
---------------	------	------	------	------	------

630 Social Studies Texts	2 388 28	0.00	0.00	0.00	2 388 28
--------------------------	----------	------	------	------	----------

Current Cash Balance Report

Date: 07/01/2003 thru 07/31/2003

Group ID and Activity Number

Activity Number and Name

Beginning Cash

Ending Cash

Change

Current Cash Release Report

Date: 07/01/2003 thru 07/31/2003

Group ID and Activity Number

Activity	Amount	Amount	Amount	Amount	Amount
A ADMINISTRATIVE					
100 GENERAL ACTIVITY FUND	2,218.16	0.00	140.81	0.00	2,077.35
105 PRINCIPALS ADMIN	5,860.88	0.00	2,318.80	0.00	3,542.08
110 BUILDING MAINTENANCE	940.61	0.00	107.43	0.00	833.18

Current Cash Balance Report

Group ID and Activity Number

Activity Number and Name	Beginning Cash	Receipts	Disbursements	Adjustments	Cash Balance
260 POOL MAINTENANCE	7,826.02	0.00	902.63	0.00	6,923.39
265 VB FUNDRAISING	3,691.91	0.00	0.00	0.00	3,691.91
270 WRESTLING FUNDRAISER	424.88	0.00	81.35	0.00	343.53
272 WRESTLING MAT FUND	3,045.00	0.00	0.00	0.00	3,045.00
275 WRESTLING SCHOLARSHIP	2,000.00	0.00	0.00	0.00	2,000.00
290 METRO	0.00	0.00	0.00	0.00	0.00

299 CORPORATE ADVERTISING	1,051.72	0.00	0.00	0.00	1,051.72
---------------------------	----------	------	------	------	----------

ALL Data

Current Cash Balance Report

Arranged by:
Group ID and Activity Number

Date: 07/01/2003 thru 07/31/2003

445 NATL HONOR SOCIETY

5,556.96

0.00

784.64

0.00

4,772.32

452 SCIENCE CLUB

539.11

0.00

0.00

0.00

539.11

455 SENIOR CLASS

4,031.68

0.00

0.00

0.00

4,031.68

Current Cash Balance Report

Arranged by

Date: 07/01/2003 thru 07/31/2003

Group ID and Activity Number

Beginning Cash Receipts Disbursements Adjustments Cash Balance

F CHEERLEADERS					
600 MISC CHEERLEADERS	-320.88	0.00	0.00	0.00	-320.88

612 DANCE TEAM	3,496.33	3,858.80	0.00	0.00	7,355.13
620 FRESHMAN CHEER	6,285.71	2,700.00	0.00	0.00	8,985.71
625 JV CHEERLEADERS	3,679.04	700.00	5,544.85	0.00	-1,165.81
630 VARSITY CHEERLEADERS	11,647.84	0.00	0.00	0.00	11,647.84
635 COMPETITION CHEER	-2,852.26	0.00	0.00	0.00	-2,852.26

Current Cash Balance Report

Activity Number and Name	Beginning Cash	Receipts	Disbursements	Adjustments	Cash Balance
A EXTRACURRICULAR ACTIVITIES					
1000 FIELD TRIPS	2,797.30	0.00	2,797.30	0.00	0.00
1355 PE// IFFTIME FIT FT	2,130.00	0.00	2,130.00	0.00	0.00

2407 DEBATE FEE FUND	0.00	0.00	0.00	0.00	0.00
2410 DECA FEE FUND	2,105.00	0.00	2,105.00	0.00	0.00

E.H.
Sept. 22, 2003

Minutes
Board of Education

The members of the Board of Education met for a Committee Meeting on Monday, September 15, 2003 at 7 p.m. at the Don Stroh Administration Center, 5606 South 147th Street. The Board met in Executive Session to discuss the Superintendent's contract. After the Executive Session

the Board of Education and the Superintendent developed their goals for 2003-2004.

DISSENTING OPINION: _____

Personnel

Voluntary Early Separation Program

4511

The District may offer voluntary early separation program for full-time certified employees and non-certified

administrative employees.

Voluntary Early Separation Program

4511.1

non-certificated administrative employees. Upon written application and approval of the Superintendent of Schools
and the Board of Education, all employees may participate in the Voluntary Early Separation Program. The

6. Years of credited service shall mean:

~~Any school year in which an employee is employed as a teacher or administrator.~~

~~work as a certificated employee or non-certificated administrator; or~~

b. Any two (2) school years in which the employee is paid for the equivalent of at least 135 days of

~~employment as a certificated employee or non-certificated administrator.~~

Payment of Benefits

1. Following separation, ~~Voluntary Early Separation Program~~ payments will be made once each month a payment is due. The participant must elect whether payments will begin in the month October or January,

irrevocable.

If the employee dies before all payments have been made, the beneficiary shall receive the remaining

AGENDA SUMMARY SHEET

MEETING DATE:

September 22, 2003

BACKGROUND:

DISCUSSION/COMMENTS:

September 22, 2003

TEACHERS RECOMMENDED FOR HIRE

Recommend: the following teachers be hired for the 2003-04 school year:



AGENDA SUMMARY SHEET

Item Description Date Time

[REDACTED]

[REDACTED]

[REDACTED]

[REDACTED]

[REDACTED]

[REDACTED]

[REDACTED]

[REDACTED]

[REDACTED]

[REDACTED]

[REDACTED]

[REDACTED]

Dental Plan for 2003-05

Benefit Overview		Prior to 1/1/2004	Changes effective 1/1/2004	
		In-Network and Out-of-Network	In-Network	Out-of-Network
Annual Deductible	Individual	\$0	\$25	\$25
	Family	\$0	\$75	\$75

MPS Health Plan for 2003-05

Benefit Overview	MPS PPO Plan 2003-04 <small>Changes effective 1/1/2004</small>	MPS PPO Plan 2004-05 <small>Changes effective 1/1/2005</small>
------------------	--	--

COLLECTIVE BARGAINING AGREEMENT

(A.F.L.-C.I.O.) Local 226, hereinafter referred to as the "Union," and the School District Number 17, District of Columbia

Employees must work 20 (twenty) days prior to being eligible for holiday pay.

When any of the above holidays falls on the employee's regular work day and such employee does not work on that day, he or she shall receive compensation based upon straight time pay for the hours scheduled to be worked.

ARTICLE VII
Hours of Work

Section 1 The District will provide regular full-time employees with forty (40) hours of work per week

Section 2 All hours worked in excess of forty (40) hours in an employee's regular work week, except as hereinafter

provided, shall be paid for at the rate of time and one-half (1.5) times the regular rate of pay.

of the Administration, the qualification of the employees involved performing the work are substantially the same. the

(B) Any employee or the Union may present a grievance. Any grievance which is not presented within fifteen (15) days following the event giving rise to such a grievance shall be forfeited and waived by the aggrieved party. The procedure for handling grievances shall be as follows:

The grievant shall first take up the grievance by presenting it to their immediate supervisor. If the grievance is

representative shall present the grievance in writing to the Associate Superintendent for General Administration or his or her designated representative. Said written presentation shall clearly set forth the issues and

ARTICLE XII
Wages
Effective 10/1/2003 Payroll

Hourly rate of pay

PART-TIME:

PT	Custodian	\$10.08	10.48	10.73	10.98	11.23
----	-----------	---------	-------	-------	-------	-------

FULL-TIME:
 Group 1

Custodian I	\$12.19	12.64	12.89	13.14	13.39
Project Custodian					

Middle School Day Custodian I
 Delivery Driver
 High School Department Head

Group 2	Custodian II (Elementary and DSAC)	\$12.71	13.16	13.41	13.66	13.91
---------	------------------------------------	---------	-------	-------	-------	-------

Wages

Wage Group	Position	Year				
		1	2	10	w/LSI 11-15	w/LSI 16-20
PT	Custodian	\$10.33	10.73	10.98	11.23	11.48
FULL-TIME:						
Group 1	Custodian I Project Custodian	\$12.44	12.89	13.14	13.39	13.64
Group 2	High School Third Shift Pool Custodian I Middle School Day Custodian I Delivery Driver High School Department Head	\$12.80	13.25	13.50	13.75	14.00
Group 3	Custodian II (Elementary and DSAC) Warehouse Assistant	\$12.96	13.41	13.66	13.91	14.16
Group 4	District Grounds Assistant Senior High Grounds Assistant	\$13.22	13.67	13.92	14.17	14.42
Group 5	Custodian III (Middle Sch Engineer) District Grounds Leader	\$13.78	14.23	14.48	14.73	14.98
Group 6	Senior High Engineer (Day or Night) Central Mid Sch Engineer Central Mid Sch Custodian/Engineer Maintenance Mechanic Preventive Maintenance Engineer Carpenter Assistant	\$14.62	15.07	15.32	15.57	15.82
Group 7	Painter I	\$15.84	16.29	16.54	16.79	17.04
Group 8	Carpenter Auto Mechanic Painter II	\$16.88	17.33	17.58	17.83	18.08

(b) The employee shall request permission to be absent from his or her duties from the immediate

[REDACTED]

ARTICLE XVI
Department Heads

The district has and the Union recognizes the right of the District to select and assign members of the collective bargaining unit as a Department Head. The employee selected shall be by application and at the time of selection be and

AGENDA SUMMARY SHEET

AGENDA ITEM: Peru State College Early Entry Program

MEETING DATE: September 22, 2003

DEPARTMENT: Educational Services

TITLE AND BRIEF DESCRIPTION: Peru State College Early Entry Program Update

BACKGROUND: On November 20, 1995, the Millard Public Schools approved participation by the three high schools in the Peru State College Early Entry Program. This

[REDACTED]

[REDACTED]

[REDACTED]

[REDACTED]

[REDACTED]

[REDACTED]

[REDACTED]

[REDACTED]

[REDACTED]

[REDACTED]

total

total

total

total

4

total

9

total

0

9

3

0

u Sta

ding

us

us

ly Entry Program

History	AP Economics	AP Psychology		Total	
		1 st	2 nd	1 st	2 nd
21		0	13	45	64
41		0	37	33	67
0	3	15	4	27	18
32	3	15	54	105	149

History	AP Economics	AP Psychology		Total	
		1 st	2 nd	1 st	2 nd
18	3	0	14	73	76
9	3	25	25	56	55
0	2	4	1	4	10
27	5	29	40	133	138

AGENDA SUMMARY SHEET

Enclosure I.2.
September 22, 2003

AGENDA ITEM: Advanced Placement Program Report

MEETING DATE: September 22, 2003

DEPARTMENT: Education Services

AP Program 02-03

	NHS Enrollment		SHS Enrollment		WHS Enrollment		Total Enrollment	
	Course	Test	Course	Test	Course	Test	Course	Test
American History	72	22	35	4	71	14	178	40



Millard North High School

2002 – 2003 Report

Prepared by
Dr. Dorothy Farr, Assistant Principal

AP AMERICAN HISTORY

Course Year: 2001 - 2002
Course Enrollment: 75
Test Enrollment: 30

Course Year: 2002 - 2003
Course Enrollment: 72
Test Enrollment: 22

Results: Score Students

4	9	4	10
3	7	3	4
1	0	1	2

AP BIOLOGY

Course Year: 2001 - 2002
Course Enrollment: 45

Course Year: 2002 - 2003
Course Enrollment: 62

Test Enrollment: 16

Test Enrollment: 17

Results: Score Students

5	0
4	2
3	6
2	6
1	2

Results: Score Students

5	4
4	3
3	5
2	5
1	0

AP CALCULUS (AB)

AP CHEMISTRY

Course Year: 2001 - 2002
Course Enrollment: 32

Course Year: 2002 - 2003
Course Enrollment: 45

Test Enrollment: 17

Test Enrollment: 17

Results:	<u>Score</u>	<u>Students</u>
	5	2
	4	3
	3	6
	2	4
	1	2

Results:	<u>Score</u>	<u>Students</u>
	5	5
	4	1
	3	2
	2	5
	1	4

AP COMPUTER (AB)

Course Year: 2001 - 2002

Course Year: 2002 - 2003

Test Enrollment: 0

Test Enrollment: 2

Results:	<u>Score</u>	<u>Students</u>
	5	0
	4	0
	3	0
	2	0
	1	0

Results:	<u>Score</u>	<u>Students</u>
	5	0
	4	2
	3	0
	2	0
	1	0

Course Year: 2001 - 2002
Course Enrollment: (no specific AP course)
Test Enrollment: 22

Course Year: 2002 - 2003
Course Enrollment: (no specific AP course)
Test Enrollment: 24

Results:	<u>Score</u>	<u>Students</u>
	5	6
	4	7

Results:	<u>Score</u>	<u>Students</u>
	5	9
	4	8

AP EUROPEAN HISTORY

Course Year: 2001 - 2002

Course Enrollment: 49
Test Enrollment: 35

Results	<u>Score</u>	<u>Students</u>
	5	2
	4	7
	3	13
	2	5
	1	5

Course Year: 2002 - 2003

Course Enrollment: 38
Test Enrollment: 16

Results	<u>Score</u>	<u>Students</u>
	5	0
	4	4
	3	9
	2	3
	1	0

AP FRENCH

Course Year: 2001 - 2002

Course Enrollment: 3
Test Enrollment: 2

Results:	<u>Score</u>	<u>Students</u>
	5	0
	4	1
	3	1
	2	0
	1	0

Course Year: 2002 - 2003

Course Enrollment: 3
Test Enrollment: 2

Results:	<u>Score</u>	<u>Students</u>
	5	1
	4	0
	3	1
	2	0
	1	0

AP GERMAN

Course Year: 2001 - 2002

Course Enrollment: 3
Test Enrollment: 0

Results:	<u>Score</u>	<u>Students</u>
	5	0
	4	0
	3	0
	2	0
	1	0

Course Year: 2002 - 2003

Course Enrollment: 11
Test Enrollment: 2

Results:	<u>Score</u>	<u>Students</u>
	5	0
	4	0
	3	1
	2	1
	1	0

AP GOV. & POLITICS (U.S.)

Course Year: 2001 - 2002

Course Enrollment: (No specific AP Course)
Test Enrollment: 0

Results:	<u>Score</u>	<u>Students</u>
	5	0
	4	0
	3	0
	2	0
	1	0

Course Year: 2002 - 2003

Course Enrollment: (No specific AP course)
Test Enrollment: 1

Results:	<u>Score</u>	<u>Students</u>
	5	0
	4	0
	3	1
	2	0
	1	0

AP LATIN - VERGIL

Course Year: 2001 - 2002
 Course Enrollment: 17
 Test Enrollment: 3

Results:	<u>Score</u>	<u>Students</u>
	5	0
	4	0
	3	0

1 2

AP LATIN - LITERATURE

Course Year: 2002 - 2003
 Course Enrollment: 12
 Test Enrollment: 1

Results:	<u>Score</u>	<u>Students</u>
	5	0
	4	0
	3	1

1 0

AP MACRO ECONOMICS

Course Year: 2001 - 2002
 Course Enrollment: 22
 Test Enrollment: 11

Results:	<u>Score</u>	<u>Students</u>
	5	0
	4	3
	3	6
	2	2
	1	0

Course Year: 2002 - 2003
 Course Enrollment: 16
 Test Enrollment: 8

Results:	<u>Score</u>	<u>Students</u>
	5	0
	4	3
	3	2
	2	1
	1	2

AP MUSIC THEORY

Course Year: 2001 - 2002
 Course Enrollment: 12
 Course Enrollment: 3

Results:	<u>Score</u>	<u>Students</u>
	5	1
	4	0
	3	0
	2	2
	1	0

Course Year: 2002 - 2003
 Course Enrollment: 7
 Test Enrollment: 0

Results:	<u>Score</u>	<u>Students</u>
	5	0
	4	0
	3	0
	2	0
	1	0

AP PHYSICS B

AP PSYCHOLOGY

Course Year: 2001 - 2002

Course Year: 2002 - 2003

Test Enrollment: 26

Test Enrollment: 33

Results: Score Students

Results: Score Students

4 10
3 6
2 2
1 0

4 7
3 11
2 11
1 4

AP SPANISH

Course Year: 2001 - 2002

Course Year: 2002 - 2003

Course Enrollment: 24

Course Enrollment: 41

Test Enrollment: 3

Test Enrollment: 10

Results: Score Students

Results: Score Students

5 0
4 0
3 1
2 2
1 0

5 0
4 2
3 3
2 4
1 1

Comments:

Many universities grant credit for any student entering advanced level foreign language and mathematics classes. Students are urged to check with the university they plan to attend to determine the university's policy regarding AP credit.

Universities vary greatly in their policies governing credit for AP courses. In general, the more selective universities are more liberal in granting credit.

ADVANCED PLACEMENT PROGRAM

During the 2002-2003 academic year, Millard South High School had 625 AP student enrollments in 16 Advanced Placement courses. Records indicate that 42 students took a total of 69 AP exams. During each semester, there were 55 enrollments for Peru State

AP Calculus (BC)

Course Year: 2001-2002

Course Year: 2002-2003

Test Enrollment: 1

Test Enrollment: 6

Grade 5 4 3 2 1

5 1
4 0
3 0
2 0
1 0

5 1
4 0
3 1
2 1
1 3

AP Chemistry

Course Year: 2001-2002

Course Enrollment: 18

Course Year: 2002-2003

Course Enrollment: 25

AP European History

Course Year: 2001-2002

Course Year: 2002-2003

Test Enrollment: 23

Test Enrollment: 18

Results	<u>Score</u>	<u>Students</u>
	5	0
	4	1
	3	8
	2	11
	1	3

Results	<u>Score</u>	<u>Students</u>
	5	0
	4	1
	3	10
	2	5
	1	2

AP French V

Course Year: 2001-2002

Course Year: 2002-2003

Course Enrollment: 7

Course Enrollment: 13

Test Enrollment: 1

Test Enrollment: 1

Results:	<u>Score</u>	<u>Students</u>
	5	0
	4	0
	3	1
	2	0
	1	0

Results:	<u>Score</u>	<u>Students</u>
	5	1
	4	0
	3	0
	2	0
	1	0

AP German V

Course Year: 2001-2002

Course Year: 2002-2003

Course Enrollment: 13

Course Enrollment: 10

Test Enrollment: 1

Test Enrollment: 0

AP Music Theory

Course Year: 2001-2002

Course Enrollment: 8

Test Enrollment: 0

Results:	<u>Score</u>	<u>Students</u>
	5	0
	4	0
	3	0
	2	0
	1	0

Course Year: 2002-2003

Course Enrollment: 8

Test Enrollment: 1

Results:	<u>Score</u>	<u>Students</u>
	5	0
	4	0
	3	1
	2	0
	1	0

AP Physics

Course Year: 2001-2002

Course Enrollment: 13

Test Enrollment: 0

Results:	<u>Score</u>	<u>Students</u>
	5	0
	4	0
	3	0
	2	0
	1	0

Course Year: 2002-2003

Course Enrollment: 20

Test Enrollment: 0

Results:	<u>Score</u>	<u>Students</u>
	5	0
	4	0
	3	0
	2	0
	1	0

AP Psychology

Course Year: 2001-2002

Course Enrollment: 157

Test Enrollment: 6

Results:	<u>Score</u>	<u>Students</u>
	5	1
	4	1
	3	2
	2	2

Course Year: 2002-2003

Course Enrollment: 191

Test Enrollment: 5

Results:	<u>Score</u>	<u>Students</u>
	5	3
	4	2
	3	0
	2	0

AP Statistics

Course Year: 2001-2002

Course Year:

2002-2003

Test Enrollment: 9

Test Enrollment: 16

Results:	<u>Score</u>	<u>Students</u>
	5	2
	4	3
	3	2
	2	2
	1	0

Results:	<u>Score</u>	<u>Students</u>
	5	0
	4	5
	3	7
	2	2
	1	2

**Millard West High School
Advanced Placement Program**

[Redacted]

[Redacted]

[Redacted]

[Redacted]

[Redacted]

[Redacted]

AP American History

Course Year: 2001-2002

Course Year: 2002-2003

Test Enrollment: 31

Test Enrollment: 14

Results:	<u>Score</u>	<u>Students</u>
	5	10
	4	11
	3	6
	2	3
	1	1

Results:	<u>Score</u>	<u>Students</u>
	5	1
	4	2
	3	9
	2	2
	1	0

AP Biology

Course Year: 2001-2002

Course Year: 2002-2003

Course Enrollments: 70

Course Enrollments: 67

AP Computer Science

Course Year: 2001-2002

Course Year: 2002-2003

Test Enrollment: 5

Results:	Score	Students
	5	1
	4	0
	3	3
	2	0
	1	1

Test Enrollment: 6

Results:	Score	Students
	5	0
	4	0
	3	4
	2	0
	1	2

AP English

Course Year: 2001-2002

Course Enrollment: 69

Course Year: 2002-2003

Course Enrollment: 69

Test Enrollment: 69

AP German

Course Year: 2001-2002

Course Enrollment: 13

Test Enrollment: 0

Course Year: 2002-2003

Course Enrollment: 27

Test Enrollment: 1

Results:	<u>Score</u>	<u>Students</u>
	5	0
	4	0
	3	0
	2	0
	1	0

Results:	<u>Score</u>	<u>Students</u>
	5	0
	4	0
	3	0
	2	0
	1	1

Course Year: 2001-2002
Course Enrollment: 46
Test Enrollment: 5

Course Year: 2002-2003
Course Enrollment: 48
Test Enrollment: 6

5	1
4	4
3	0
2	0
1	0

5	2
4	2
3	2
2	0
1	0

AP Spanish

Course Year: 2001-2002
Course Enrollment: 26
Test Enrollment: 3

Course Year: 2002-2003
Course Enrollment: 23
Test Enrollment: 5

Results:

<u>Score</u>	<u>Students</u>
5	1
4	1
3	1
2	0
1	0

Results:

<u>Score</u>	<u>Students</u>
5	0
4	1
3	1
2	2
1	1

AGENDA SUMMARY SHEET

Agenda Item: Multicultural Education Report

Description: Annual Report on Multicultural Education, for School Year 2002-2003

Multicultural Education

School Year, 2002-2003

NY State Office of Education (NYSED) has been working with the school district to develop a K-12 multicultural

- 1999-00
- 2000-01
- 2001-02
- ▨ 2002-03

ol
ts
ha
c-
al
l.

**MULTICULTURAL-RELATED
ACTIVITIES IN
ELEMENTARY SCHOOLS**

Elementary Art Curriculum - Multicultural Strand

Kindergarten

Second Grade

Experience	Culture
Working with families of shapes - organic/geometric.	Dutch
Use of color, comparing effects of different painting techniques.	African

Exploring and creating portraits as a matter of record or for personal expression.	African American
Explore use of shape, colors, and symbols when constructing a	Native American

Fourth Grade

Experience

Culture

1

Print a stencil design that suggests motion.	Native American
Create a portrait, adding details to individualize the likeness.	African American

Music: Share The Music

- Folk Music
- Multicultural lessons

Dance: Rhythmically Moving

- LaRaspa (Mexico)
- Seven (Denmark)
- Les Saluts (French-Canadian)
- Fjaskern (Sweden)
- Troika (Russia)
- Alunelul (Romania)
- Dirlada (Greece)
- Road To The Isles (Scotland)

story, and
n human

he

fach
ewed and,

be
each school

e existing

merican

yo

clothing, customs

by Pat Mora

: Onate

nish words

yo

t Dance

ales, food,

alter

'ia

ndez de Aviles

arez House

da - poet

zan - artist

yo

, art, games,

fair treatment

author


, art, language,
folktales

ames)



ional Park
z de Aviles
leon

ez de Coronado

s, art, food




Louis Armstrong
Jazz
Booker T. Washington
Malcom X
Literataure, poetry, songs,
food, art, homes, clothing




Holiday Observation and Instruction

Nebraska State Law requires schools to observe seven specific holidays. As part of the elementary Social Studies curriculum in the Millard Public Schools, instruction about these holidays shall be related to history.

Objectives. Information shall include the historical reasons for the





MULTICULTURAL INTEGRATION

GRADE 1 LITERACY PLACE

Cultural Connection - p T295

Dinosaur fossils named for locations
where found throughout the world

Cultural Connection - p T47

Costa Rica and Italy kinds of soups

MULTICULTURAL INTEGRATION

GRADE 2 LITERACY PLACE

LITERATURE ACTIVITY	CULTURAL FOCUS
---------------------	----------------

UNIT ONE <i>Cultural Connections - T2F</i>	Bell songs including hooptown played
---	--------------------------------------

Cultural Connection - p T89

Crane symbolism in Egyptian, Chinese, and Indian cultures

Cultural Connection - p T134

Comic books in Egypt, Argentina, and Hawaii

Cultural Connection - p T145

Children's games in Israel, India and West Africa

Cultural Connection - p T170

Native American legend

MULTICULTURAL CONNECTIONS

LITERACY PLACE - GRADE 3-5

Grade 3

- Aesop's Fables

Caribbean, Central America, China, Costa Rica, Ecuador, Europe, France, Great Britain, Greece, Greenland, Hawaii, Iceland, India, Japan, Kenya, Latin America.

Mexico, Peru, South America, Switzerland, Tanzania, United States, Uruguay, West Africa, Zimbabwe

- African Americans, Lakota, Pennsylvania Dutch, People of the Far North, Taino People
- Ancient History
- Calendars - Chinese, Hebrew, Islamic
- Conestoga Wacons

- Maya

- Quilts, popular sports, making rope
- Sky Gods
- World Literature
- Yanomamo Life

Grade 5

- Abenaki, Afghanistan, Argentina, Asia, Canada, Egypt, England, Greece, Hawaii, India, Iran, Japan, Mexico, Myanmar, South Africa, Spain, Italy, Zulus

- Animals
- Bridges, Cable Cars, Quilting, Subway Systems

MultiCultural Links

2001-2002

Unit 1 -The World Around You

of the Plains tribe, the building of temples to the sun by the Natchez, and the Pueblos offering

a sacred meal to the dawn.

g T83 Multicultural Perspective - About 300 B.C., Zhou Yue from China made a model of

g T83 Multicultural Perspective - Around A. D. 150, Ptolemy while living in Egypt, made a model in

Second Grade:

Unit 7 - Life Then and Now

p. T38 Multicultural Perspective - Some birds, like other animals, have spiritual meaning for Native American peoples. The eagle, for example, is particularly significant to the people of the Plains. Have students find out why the eagle is special. Encourage students to learn about Native American regard for other birds as well.

p. T55 Multicultural Perspective - Have students explore the kinds of plants people eat in

removable transparent tape, attach them to the world map. As an alternate suggestion, have students and their families look for labels attached to fruits or products that come from plants

Maya in Mexico, and the *ziggurats* (sacred temple towers) of Mesopotamia. Have each group

bring to the class answering these questions for the monument they choose. What is it?

Who built it? When? Why was it built? How was it built?

055-01-1-137-... Tell students that unusual landforms such as the Grand Canyon

1

15-17-... 136-... Tell students that unusual landforms such as the Grand Canyon

Students should realize the need for a uniform system of units and measures.

p. T35 Multicultural Perspective - The International System of Units is a modernized version of the metric system. It has been established by international agreement to provide the

use this system. In this system, length is measured in meters, time in seconds, mass in

kilograms, weight in newtons, temperature in kelvin units. Have students discuss the pros and cons of an international system of units.

p. T58 Multicultural Perspective - People have been using simple machines for a very long

environment.

p. T17 Global View - Students might enjoy learning about Interpol, the international organization

international criminals. The agents of Interpol use sophisticated methods and information networks to catch criminals and also to discover the identity of unidentified bodies. If possible,

p. T65 Global View - Tell students that a method like the one they used in Explore activity is used in water de-salting (desalination) plants to make seawater usable for drinking and irrigation. A tremendous water-desalting plant near Jidda, in Saudia Arabia, can process 5 million gallons of fresh water per day. Have students do research to learn about the lack of water resources in Saudi Arabia and how that country is using desalination and other water projects to meet the needs of individuals, industry, and agriculture.

p. T73 Multicultural Perspective - Chemical engineer Virgil Trice was involved for many years

Fifth Grade:

Unit 21 - Exploring Space

p. T19 Multicultural Perspective - In the past, the U. S. S. R. launched the greatest number.

of satellites per year: 100 or more. The U. S. launches many from orbiting space shuttles. The European Space Agency is launching an increasing number, often in conjunction with the U. S., Japan, China, and India also have put satellites into orbit. After students read pages 19 and 20, ask what kinds of satellites each country might launch, and why.

p. T35 Multicultural Perspective - Group students in pairs to write a short description of an

p. T62 Global View - Explain that most rain forest destruction is associated with the economic development, both local and international. The forests are being cut down to create farmland for

Multicultural Education
Millard Public Schools Year End Report
Academic Year 2002/03

School: Ahhott

Principal: Erik Chaussee

Please list activities and/or learning experiences that occurred in the building.

Staff development activities:

- Art staff development provided additional information related to the cultures represented within the assigned art activities. See specific grade level listing in

Student Activities/Experiences beyond the regular curriculum:

Multicultural Education

2002-2003

School: Aldrich

Principal: Dr. Rich Pahls

Staff Development Activities:

- Art staff development provided additional information related to the cultures represented within the assigned art activities. See specific grade level listings in the district curriculum section.
- Through funds provided from a Millard Education Foundation Grant, multicultural kits for each

**Multicultural Education
Millard Public Schools Year End Report**

Academic Year 2002-2003

School: Black Elk Elementary

Principal: Kevin Chick

Staff Development Activities:

- Scholastic Literacy Place reading program users attended sessions that provided background information and connections to literature that related to the many cultures included in the program. See specific grade level listing in

- Art staff development provided additional information related to the cultures

Multicultural Education
Millard Public Schools Year End Report
2002-2003

School: Bryan

Principal: Pat Rhodes

Staff Development Activities:

Staff Development Activities

make more connections to the literature about different cultures. They are

Multicultural Education

Academic Year 2002-2003

School: Willa Cather Elementary

Principal: Mrs. Nila Nielsen

Staff Development Activities:

- Staff continue to learn and refine the Scholastic Literacy Place program to

make more connections to the literature about different cultures. They are making more ties to integrate all subjects being taught. See specific grade level listing in the district curriculum section.

- Art staff development provided additional information related to the cultures

Multicultural Education
Millard Public Schools Year End Report
Academic Year 2002-2003

School: Cody Elementary

Principal: Nick Meysenbur

Staff Development Activities:

*Art staff development provided additional information related to the cultures represented within the assigned art activities. See specific grade level listings in the district curriculum section.

*Scholastic Reading Counts (SRC) users attended sessions that provided training in

Multicultural Education
Millard Public Schools Year End Report
2002-2003

1. Introduction

2. Description of the Year

[Redacted]

[Redacted]

[Redacted]

[Redacted]

[Redacted]

[Redacted]

[Redacted]

[Redacted]

[Redacted]

[Redacted]

Millard Public Schools Year-End Report

Academic Year 2002-03

1224 Millard Elementary, Principal: Mark Schultz

Please list activities and/or learning experiences that occurred in the building.

Staff Development Activities:

- New Scholastic Literacy Place reading program users attended sessions that provided background information and connections to literature that related to
-

**Millard Public Schools Year End Report
Academic Year 2002-2003**

School: Ezra Millard Elementary **Principal:** Dr. Carol Beaty

Staff Development Activities:

_____ provided background information and connections to literature that related to

Multicultural Education
Millard Public Schools Year End Report

002- 2003

School: Harvey Oaks

Principal: Bob Nehe

Staff Development Activities:

- Staff continue to learn and refine the Scholastic Literacy Place program to

make more connections to the literature about different cultures. There are

[REDACTED]

[REDACTED]

[REDACTED]

[REDACTED]

[REDACTED]

[REDACTED]

[REDACTED]

[REDACTED]

[REDACTED]

[REDACTED]

[REDACTED]

[REDACTED]

[REDACTED]

[REDACTED]

[REDACTED]

[REDACTED]

[REDACTED]

[REDACTED]

[REDACTED]

[REDACTED]

[REDACTED]

Multicultural Education
Millard Public Schools Year End Report
2002-2003

School: Hitchcock Elementary

Principal: Brad Sullivan

Staff Development Activities:

- Staff continue to learn and refine the Scholastic Literacy Place program to

make more connections to the literature about different cultures. They are

making more ties to integrate all subjects being taught. See specific grade

level listing in the district curriculum section.

- Art staff development provided additional information related to the cultures represented within the assigned art activities. See specific grade level listings

in the district curriculum section.

Multicultural Education

Millard Public Schools Year-End Report

12/14

Academic Year 2002-2003

Egbert-Kelley Majors Elementary, Principal: Dr. Candace Spurgeon

Staff Development Activities:

Staff Development Activities: Staff Development Activities: Staff Development Activities:

Multicultural Education

Public Schools Year End Report

Academic Year 2002-2003

School: Morton Elementary

Principal: Suzanne Hinman

Please list activities and/or learning experiences that occurred in the building.

Staff Development Activities:

1. Staff Development Activities: Staff participated in a series of workshops on multicultural education.

Multicultural Education
Millard Public Schools Year End Report
Academic Year 2002-2003

School: Montclair

Principal: Kara Hutton

Staff Development Activities:

- Hosted a continental breakfast for the staff and families of the English as a Second Language Students

Worked with families of students with the English as a Second Language Program

(Research indicates that by putting people of different races, religions, and ethnic backgrounds together to work on different projects, you can influence change.)

- Worked with three paraprofessionals from different native countries

Worked with paraprofessionals from different cultures

Multicultural Education
Millard Public Schools Year End Report

Staff Development Activities:

- Staff continue to learn and refine the Scholastic Literacy Place program to make more connections to the literature about different cultures. They are making more ties to integrate all subjects being taught. See specific grade level

listing in the district curriculum section.

Multicultural Education
Millard Public Schools Year End Report
Academic Year 2002-2003

School: Norris

Principal: Peggy Brendel

Staff Development Activities:

- Staff continue to learn and refine the Scholastic Literacy Place program to make more connections to the literature about different cultures. They are making more ties to integrate all subjects being taught. See specific grade level listing in the district curriculum section.

School: Rockwell Elementary

Principal: Jerri Wesley

Staff Development Activities:

One PE teacher learned about and implemented a new fitness program from a seminar presented by Dr. E. Callahan, M.D.

Multicultural Education

2002-2003

School: Rohwer Elementary

Principal: Barbara Boettner

Staff Development Activities:

- Scholastic Literacy Place reading program users attended sessions that provided background information and connections to literature that related to the many cultures included in the program. See specific grade level listing in the district curriculum section.

- Art staff development provided additional information related to the cultures

Millard Public Schools Year End Report

School: Mari Sandoz Elementary

Principal: Susan Anglemyer

Please list activities and/or learning experiences that occurred in the building.

Staff Development Activities:

- Scholastic Literacy Place reading program users attended sessions that provided background information and connections to literature that related to the many cultures included in the

program. See specific grade level listing in the district curriculum section.

- Art staff development provided additional information related to the cultures represented

within the assigned art activities. See specific grade level listings in the district curriculum section.

Student Activities/Experiences beyond the regular curriculum:

- Additional literature selections selected by teachers

Multicultural Education
Millard Public Schools Year End Report
2002-2003

School: Wheeler Elementary

Principal: Andy DeFreece

Staff Development Activities:

In Scholastic Literacy: Once reading program using attended sessions that

**Multicultural Education
Mijlard Public Schools Year End Report**

Academic Year: 2002-03

School: Andersen Middle School

Principal: Jeff Alfrey

Please list and describe those activities and/or learning experiences which occurred at or were sponsored by your building in each of the following?

1. Multicultural Staff Development Activities

Staff received training in the Six Pillars of Character for the Character Counts Program

**Beadle Middle School
Multicultural Education Year End Report**

Please list and describe those activities and/or learning experiences which occurred at or were sponsored by your building in each of the following:

Watson's go to Birmingham and Roll of Thunder which helped them understand life in the South during the civil rights struggle.

- The students also had the opportunity to listen and interact with a Holocaust survivor from Germany. As a child, she was in a concentration camp in the eastern part of Germany.

stories, as well as fairy tales, folktales and myths of other cultures. Some of this literature pieces include Song of the Trees and The Medicine Bag.

Multicultural Education
Millard Public Schools Year End Report
NDE Rule 16

Academic Year: **2002-2003**

School: **Millard Central Middle School**

Principal: **Dr. Jim Sutfin**

occurred at or were sponsored by your building in each of the following:

- Current event discussions based on *Action Magazine* articles

- Reports on scientists and scientific contributions from other countries
- Black History Month- began class daily with students reading about events

- Multicultural Connections supplemental activity and discussion with most units of study

English:

English:

- Mythology and folk tales from different countries
- Multicultural stories used as models for the different writing modes

Science:

- Multicultural Connections—supplemental activity and discussion with most

- units of study
- Scientific contributions from other countries

GRADE 8

American History:

- Martin Luther King Day celebration

8th Grade Drawing:

- Women artists-Mary Ann Jones, Agnes Tait
- Mentally handicapped artist-Vincent VanGogh
- Chinese art
- Italian artist- Leonardo da Vinci

8th Grade Printmaking Fibers:

Chinese Art-Ming Dynasty

- Puruvian Art-Leoncio Veli

Peruvian Art-Belizor Garcia Laguna

Streetball Program (streetball.com) 70th and 7th streets

Industrial Technology:

- Multicultural nametags for each student—records ancestry, family traditions, and holiday celebrations

3. Multicultural experiences called for by your building's site plan

Plan 1--Develop and implement diverse curricular plans/programs that serve the needs of all students.

Plan 1--Kiewit staff will investigate programs emphasizing appropriate life and social skills.

Plan 1-Kiewit staff will investigate programs emphasizing appropriate life and social skills.

Multicultural Education
Millard Public Schools Year End Report
NDE Rule 16

School: RUSSELL MIDDLE SCHOOL Academic Year: 2002-2003

Principal: MARGE WELCH

Please list and describe those activities and/or learning experiences. which occurred at or

were sponsored by your building in each of the following:

1. Multicultural Staff Development Activities:

*Diversity Training for staff and students by Guidance department.

*Diversity training for staff and students by Guidance department.

*Diversity training for staff and students by Guidance department.

- Geography activity looking at conditions in all continents. (7th)

- Chinese (7th)
- Inuit, Indian culture, all Alaskan native cultures, etc. (7th)
- How to papers with differentiating-choice of pts. (7th)
- Soc. St. – Country assessments in Latin America. (7th)
- New 7th lit. several multicultural stories. (7th)
- Story about civil rights, doing the right thing: A Mason-Dixon Memory, The No-

3. Multicultural experiences called for by your building's site plan:

Our "Mission" speaks to Russell students developing their "individual strengths and talents and acquire the knowledge, skills and responsibilities necessary for positive contributions to a changing **global** society."

115.

Multicultural Education
Millard Public Schools Year End Report
NDE Rule 16

School: Millard North Middle

Year: 2000-2001

Principal: Dr. Gary Barta

Please list and describe those activities and/or learning experiences which occurred at or

were sponsored by your building in each of the following:

1. Multicultural Staff Development Activities:

In past years we have had staff development activities that included multicultural themes. This year we focused on safety and gifted education

2. Learning experiences provided for students that are based on the following:

Multicultural Education Year End Report

Academic Year: 2002-2003

School: Millard North High School

Principal: Dr. Rick Werkheiser

Please list and describe those activities and/or learning experiences which occurred at or were sponsored by your building in each of the following:

Core Classes

1. Multicultural Staff Development Activities.

Social Studies

Prejudice Elimination Workshop - Westside Community Center

2. Learning experiences provided for students that are beyond those called

The 9th grade students participate in the American quilt project. Students share both in written

Foods for Today

Students discover and experience in lab situations how different cultures' dietary laws and

etiquette influence their food choices. These studies were used specifically in the study of vegetarianism in various cultures and areas of the world.

Culinary Skills

The origins of culinary attitudes and skills are studied throughout the semester. In particular

Foreign Language

Cinco de mayo parade in South Omaha 5/3/03

La Mesa restaurant dinners - 4 throughout the year

Day of the Dead party 10/03 (ESL student guest speakers)

~~9. ... 10/03~~

Salsa dancing lessons 2/03

Spanish radio station tour "La Maquina Musical 97.7" 1/03

Culture projects: watch foreign film, visit Museo Latino, Our Lady of Guadalupe or Spanish

Multicultural Education Year End Report

School: Millard South High School

Principal: Jon Lopez

True Colors was offered to staff at an inservice by the Counseling staff during the MSHS Mini Excellence Fair held in February. True Colors is not necessarily directed at multiculturalism, but it does help staff understand all types of diverse individuals.

Learning Experiences BEYOND the curriculum in MPS per department.

ART

Elements of Art – Romare Beardon, Art Foundations

Chinese Watercolor Painting, Art Foundations

We advertise and promote a number of minority scholarships for Millard South minority students. Examples of such are:

- UNO – Isaacson Incentive Scholarship
- Rick Davis Scholarship - UNO, UNL, UNK
- United Latino Endowment Scholarship
- Omaha Chapter of Links (African-American)

Spelman University - Black Honors

LANGUAGE ARTS

Book Club Meetings-Honors English 9 – Night by Elie Wiesel (about Holocaust)

Other German Department Activities

The German Embassy is involved in a trust exchange program with Helmut Lorenz, Communist in Dortmund

[REDACTED]

[REDACTED]

[REDACTED]

[REDACTED]

[REDACTED]

[REDACTED]

SOCIAL STUDIES (con't)

Studies music, art & politics of countries

Speakers from different cultures

Studies of cultures & their religions

Book Group/Multicultural Club

~~Civil Rights Movement of Women Mexican American Immigrant American Indian American American~~

Great Black Migration simulation

Immigration Diaries and New Immigration Readings

Study immigration & migration of various ethnic/racial groups

Multicultural Education Year End Report

Academic Year: 2002-2003

Principal: Dr. Richard L. Kolowski

Principal: Dr. Richard L. Kolowski

Please list and describe those activities and/or learning experiences that occurred at or were sponsored by your building in each of the following:

1. Multicultural Staff Development Activities.

Sexual Harassment District Training

This year each certified staff member formed a study team around a specific area of interest

Nebraska Theater Caravan Performance of And Then They Came for Me

We once again had the Nebraska Theatre Caravan in Residence at Millard West. This year's high school performance had strong multi-cultural awareness themes. The play focused on

The activities ranged from cooking, to creating pieces of art, investigating and presenting information about famous Hispanic holidays, customs, legends and people. There are always

Apparel Design - ethnic costumes are incorporated in the study of clothing when the students

complete their clothing and culture project.

International Week Activities

First of all, MW Multicultural Club was invited to participate in our 1st annual International Week. Some of their club members (as well as all of the foreign exchange students) were asked to give the date, weather report, and lunch menu for the day in their native language. Although they were nervous, they felt great pride in being able to share their beautiful languages with the entire school over the intercom.

The Cultural Trivia Contest highlighted cultural icons from around the world.

Guidance Department Activities

The Millard West Guidance department promoted several multi-cultural events this year.

Five Millard West students attended the Herman Caine Leadership conference which caters to "diamonds in the rough" and multicultural students.

Ten juniors attended the Anti-Defamation Leagues Prejudice Elimination Workshop. As an off shoot to this daylong activity we had two students chosen for the Washington DC trip.

AGENDA ITEM: Program Evaluation: Reteaching Program

Meeting Date: 9/22/03

Department: Planning & Evaluation

Title and Brief Description: The district allocates approximately \$400,000 for reteaching for students who do not achieve the ELO-based standards. This report presents aggregated results regarding program implementation, including data on numbers of students who improved, following remediation.

Action Desired: Approval ___ Discussion x Information Only ___


Recommendation: Schools implement the remediation program.

Introduction/Background

This report is intended to provide descriptive information on the reteaching program implementation in the 2002-2003 school year. Each year schools are given an allocation of funds, which they use for working with students to ensure that all have achieved 100% proficiency.

Elementary

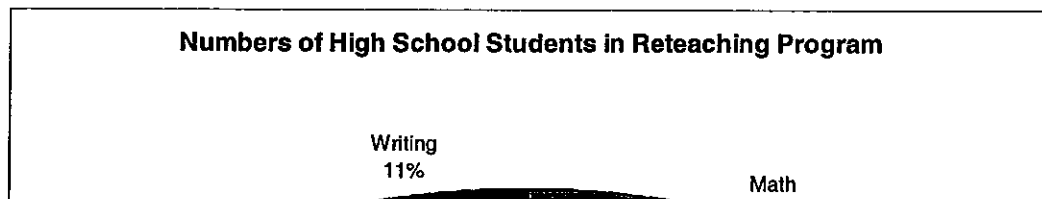
The following results summarize the reteaching activity at the elementary level for the 2002-2003 school year. The first graph shows the numbers of students in the reteaching



Middle School


High School

The following graph shows the numbers of students in the reteaching program by content area.



Results for timeline used show almost 60% of high school reteaching was ongoing

reteaching timeline was reported for nearly 21% of the students.



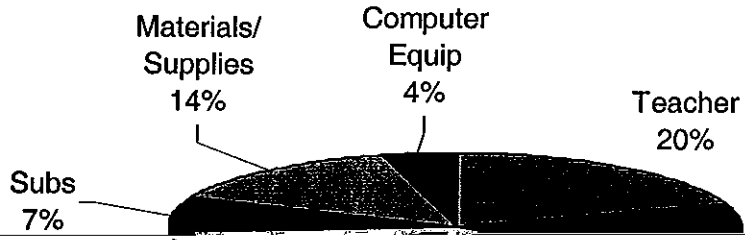
Other information that is tracked is whether the parent or the student "refused (reteaching) services". This is particularly important at the high school level, in the context of the 2002-03 junior class being the first group of students to be affected by the 2002-03 state law.

Expenditures

In the 2002-03 school year, approximately \$400,000 was allocated for the reteaching program. Educational Services spent about \$4000 for materials and supplies. The following

About 69% of the funds for elementary programs went to paraprofessionals and extended

Reteaching Expenditures - Middle School



Extended
Contract

The data in the appendix show the success rates for students who were eligible for reteaching assistance by being below the cutscore on one or more assessments. On those tables, "improvement" was defined as reaching the performance standard on the re-testing occasion, following reteaching intervention. At the elementary levels, in 735 out of 914 instances (80%), students were able to achieve the cutscore with reteaching. At the middle level, 200 out of 521

students (73%) achieved the cutscore following reteaching. And at the high school level, in 407 out of 758 (54%) cases, students reached the cutscore after reteaching and retesting. It should be noted that, at the high school level, the data include seniors, so the results partially reflect the

Appendix:

Definitions of Program Codes for Tracking Reteaching Interventions

Summary Results: 2002-03 Students Achieving

The table content is almost entirely obscured by thick black redaction bars. Only a few thin lines of the table grid are visible, suggesting a multi-column structure with many rows of data.

Reteaching Record keeping Form – Definitions, Additional Information

Student and Testing Information:

NOTE: For the sections titled "Delivery Mode for Reteaching Actions", "Timeline Used for Reteaching Actions", and "Who

Actions", and "Who Delivered Reteaching Instruction" you should only check an item if it was the predominant strategy used with a student. As a rule of thumb, you need to check more than one strategy each for "Delivery Mode for Reteaching Actions", "Timeline Used for Reteaching Actions" and "Who

Delivered Reteaching Instruction" if the multiple alternatives each accounted for more than 20% of the remediation. For example, if a student received lab/pullout instruction during the school day for a whole semester, which accounted for 90% of remediation,

Who Delivered the Reteaching Instruction

(Classroom or subject area teacher) This should be checked if not

student's regular classroom teacher or subject area teacher was the person to provide reteaching. This should only be checked if the reteaching offered was modified.

2-03

proved

95

09

20

85

75

87

01

63

nd were available for

nance standard

d after

03

proved

92

34

03

31

30

62

61

26

73

85

ere available for

ce standard

er

s Who
(Standard)

total, K-12
2
of +219
01-02)

AGENDA ITEM: Program Evaluation: Norris Montessori Mini-Magnet

Meeting Date: 9/22/03

Department: Planning & Evaluation

Title and Brief Description: Board policy requires multi-year evaluations of mini-magnet program. The elementary Montessori program was expanded to a south side location to accommodate parent interest in the program and to assist with increasing utilization of the Norris site.

Action Desired: Approval Discussion Information Only

Background: The Montclair Montessori program had a waiting list which

Program Evaluation – Norris Montessori Mini-Magnet

Introduction and Purpose

As required by board policy and strategic plan, the evaluation of the program is conducted every five years.

Evaluation carries out 5-year evaluations of all mini-magnet programs. The 2002-2003 school year was the first year of implementation for the Norris Montessori mini-magnet, and the data in this report come from this school year.

Participation

In 2002-2003, the first year of the Norris Montessori program, there was a preschool class and a preprimary (ages 3 to 6, preschool and kindergarten) class. The preschool class had 20 half-day students. The preprimary class had 100 children. The preprimary class had 100 children.

Parent Opinion

Parents of the 2002-2003 kindergarten students were surveyed to collect data regarding

[REDACTED]

AGENDA SUMMARY SHEET

AGENDA ITEM:

Program Evaluation: Millard Learning Center

**Title and Brief
Description:**

The Millard Learning Center (MLC) serves at-risk youth in the 11th and 12th grades. Referrals are from all three high schools, amounting to 114 students receiving services in 2002-03.

Millard Learning Center Evaluation

The goal of this report is to document processes at FLC

[REDACTED]

Center students. Many students are referred to the MLC because of behavior problems (attendance

Gender	Count
Males	79
Females	35
Total	114

T/EC/SI	6	5.26%
---------	---	-------

There were a total of 36 Special Education students at the MLC (31.58% of the total). Of

15 (41.67%)

students, and 2 (5.56%) were speech-language disorder students.

Number of students Identified as Special Education

	Special Education	Not Special Education
Dropout	6	15
Graduated	13	31
Student 2003-04	15	28
T/EC/SI	2	4
Total	36	78

Special Education student categories

The tables below break down the average number of tardies, average number of days missed due to school suspensions, and average number of days missed due to excused and unexcused

day of school was used to calculate the total number of days enrolled. That total number of days

9th Grade Reading Comprehension ELO

The table below shows the connection between the 9th grade reading ELO and the 9th grade reading ELO.

AWA

Grouping		# of Students
Dropout	Non-Mastery	3
	Mastery	18
Graduated	Non-Mastery	5
	Mastery	39
Student 2003-04	Non-Mastery	8
	Mastery	35

The majority of students only had to take the AWA ELO one time to meet the cut score.

11th Grade Science ELO

MLC Parent Survey

A parent survey was conducted in the spring of the 2000-01 year. The MLC staff and the

[REDACTED]

[REDACTED]

learning and evaluation department developed the survey and MLC parents were surveyed in order

Is the information the MLC provides regarding post-graduation opportunities adequate?
22 parents(81.48%) answered yes, 2 parents (7.40%) answered no, and 3 parents left it blank.

All 27 parents (100%) answered yes.

the students in grades 1-4 who have taken an ELO test at least 3 times are at the MLC. These

MLC

8 of 51 students districtwide who have taken an ELO test at least 3 times are at the MLC. These


students could be expected to benefit from ELO-specific instruction. Data presented in this report

I. Purpose


The study was designed to investigate the feasibility of having students use computers to compose their response to the analytical writing prompts. If results are promising, in the future, the district writing assessment could be delivered by computer, or students could be given the

choice of taking the assessment via computer or by hand.

appendix for a copy of the survey. The computer writing occurred in December 2002, and the AWA was given in late January – early February, 2003, districtwide. So the correlations



validity study. By using last year's Terra Nova Language sub-scores, it was also possible to examine cross-year correlations between writing and standardized scores on the Terra Nova. The "language" score from the TerraNova measures grammar, syntax, vocabulary and spelling



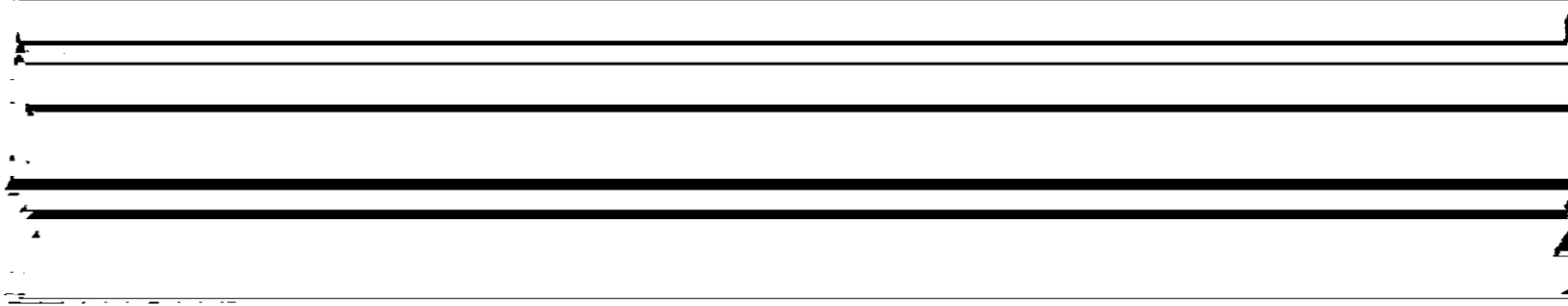

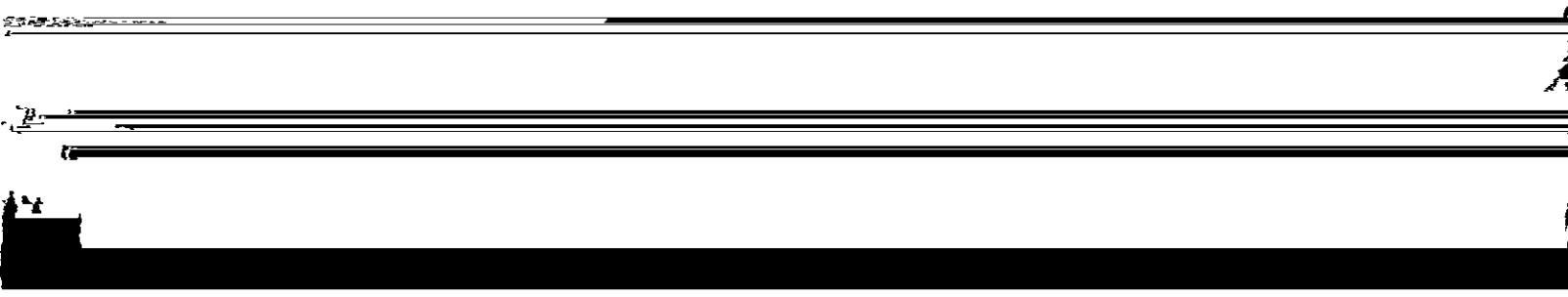
IV. Results

Middle School Study

The following table compares the computer-composition score with the operational ELO score.

7th Grade AWA Mean Score by Trait and Total Score

7 th Grade	2002-2003	2002-2003	Row Difference	Standard Deviation	Effect Size
Expository Prompt	Computer	Regular	C - R	Regular	Difference



UNIVERSITY OF CHICAGO LIBRARY

Middle School Validity Coefficients

The correlation of the computer-composition score with this year's regular ELO


(submitted) scores was .590, which is a moderately strong correlation. (p. 63)

shows the correlation between the computer-composition score and the regular ELO score.

Relation of Writing Scores and Keyboarding Skills

In this study each student was given a computer knowledge, skills, and ability (KSA) survey and a typing test. The typing test produced scores for each student representing (1)

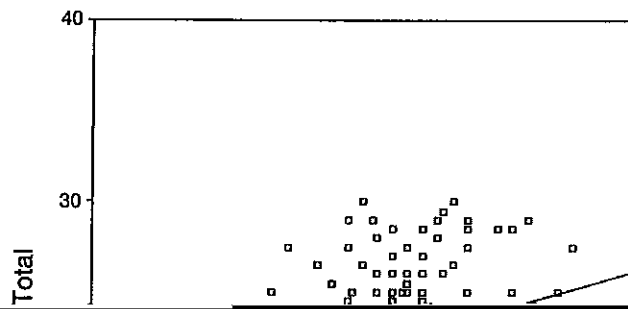
words-per-minute (2) number of errors made and (3) adjusted word-per-minute (subtracts for



Simulated Percent Mastery (using estimated single prompt cut scores)

	Participants	Simulated Cut Score	Not Mastered	Percent Not Mastered
--	--------------	------------------------	-----------------	-------------------------

Correlation of Computer-Composition Score with 2002-03 Regular ELO Score



[The page contains multiple lines of text that are almost entirely obscured by thick black horizontal bars. Only a few faint lines of text are visible, including the header and a few lines at the bottom.]

V. Analysis of WPM as a Proxy for Access to Computers and Socioeconomic Status



assessment (Michael Russell, personal communication, August, 2003) suggested that the
measure of students' typing speed (words-per-minute adjusted for errors) might reflect access to

Millard staff assessed the computer system. [REDACTED]

operational. AWA reports in both studies (middle and high schools). [REDACTED]

If Millard were going to put into operation a large-scale computer based assessment, the student would have to have access to a computer for three class periods across three days (once

Appendix:
Copy of Knowledge, Skills,
Ability Competency Summary



1. Start up and shut down a computer

- A. I do not know how to do this.
- B. I can do this but need help.
- C. I can do this by myself.
- D. I can show others how to do this.

2. Insert and eject a removable disk: floppy, CD-ROM

- A. I do not know how to do this.
- B. I can do this but need help.
- C. I can do this by myself.
- D. I can show others how to do this.

3. Format a floppy disk

- A. I do not know how to do this.
- B. I can do this but need help.
- C. I can do this by myself.
- D. I can show others how to do this.

4. Open and close an application/program

- A. I do not know how to do this.
- B. I can do this but need help.
- C. I can do this by myself.
- D. I can show others how to do this.

7. Force a program to quit

A. I do not know how to do this.

B. I can do this but need help.

C. I can do this by myself.

D. I can show others how to do this.

C. I can do this by myself.

- A. I do not know how to do this.
- B. I can do this but need help.
- C. I can do this by myself.
- D. I can show others how to do this.

20. Send and receive e-mail messages

- A. I do not know how to do this.
- B. I can do this but need help.
- C. I can do this by myself.
- D. I can show others how to do this.

21. Attach and open an e-mail attachment

- B. I can do this but need help.
- C. I can do this by myself.
- D. I can show others how to do this.

22. Create and use favorites/bookmarks

- A. I do not know how to do this.
- B. I can do this but need help.
- C. I can do this by myself.
- D. I can show others how to do this.

23. Access a specific Web page (URL)

- A. I do not know how to do this.
- B. I can do this but need help.
- C. I can do this by myself.
- D. I can show others how to do this.